

# U.S. Rail Traffic<sup>1</sup>

Week 20, 2024 – Ended May 18, 2024

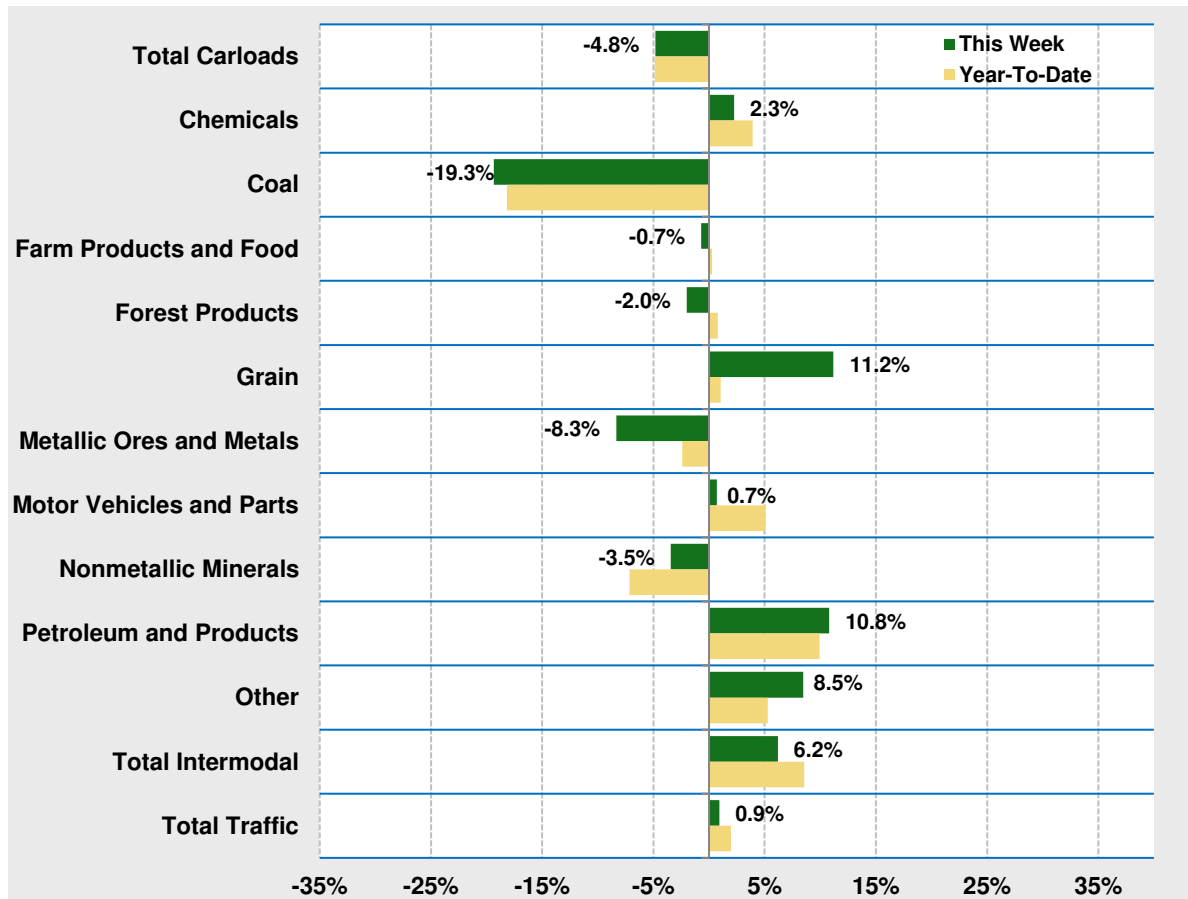
	This Week		Year-To-Date		
	Cars	vs 2023	Cumulative	Avg/wk <sup>2</sup>	vs 2023
<b>Total Carloads</b>	<b>214,092</b>	<b>-4.8%</b>	<b>4,259,530</b>	<b>212,977</b>	<b>-4.9%</b>
Chemicals	32,294	2.3%	649,227	32,461	3.9%
Coal	50,520	-19.3%	1,071,130	53,557	-18.2%
Farm Products excl. Grain, and Food	15,555	-0.7%	329,193	16,460	0.3%
Forest Products	8,201	-2.0%	166,016	8,301	0.8%
Grain	19,917	11.2%	406,901	20,345	1.1%
Metallic Ores and Metals	20,570	-8.3%	391,705	19,585	-2.4%
Motor Vehicles and Parts	15,848	0.7%	303,074	15,154	5.1%
Nonmetallic Minerals	31,798	-3.5%	566,770	28,339	-7.2%
Petroleum and Petroleum Products	10,330	10.8%	203,396	10,170	9.9%
Other	9,059	8.5%	172,118	8,606	5.3%
<b>Total Intermodal Units</b>	<b>260,794</b>	<b>6.2%</b>	<b>5,057,135</b>	<b>252,857</b>	<b>8.5%</b>
<b>Total Traffic</b>	<b>474,886</b>	<b>0.9%</b>	<b>9,316,665</b>	<b>465,833</b>	<b>2.0%</b>

<sup>1</sup> Excludes U.S. operations of CPKC, CN and GMXT.

<sup>2</sup> Average per week figures may not sum to totals as a result of independent rounding.

## Trends, 2024 vs 2023

United States



# Canadian Rail Traffic<sup>1</sup>

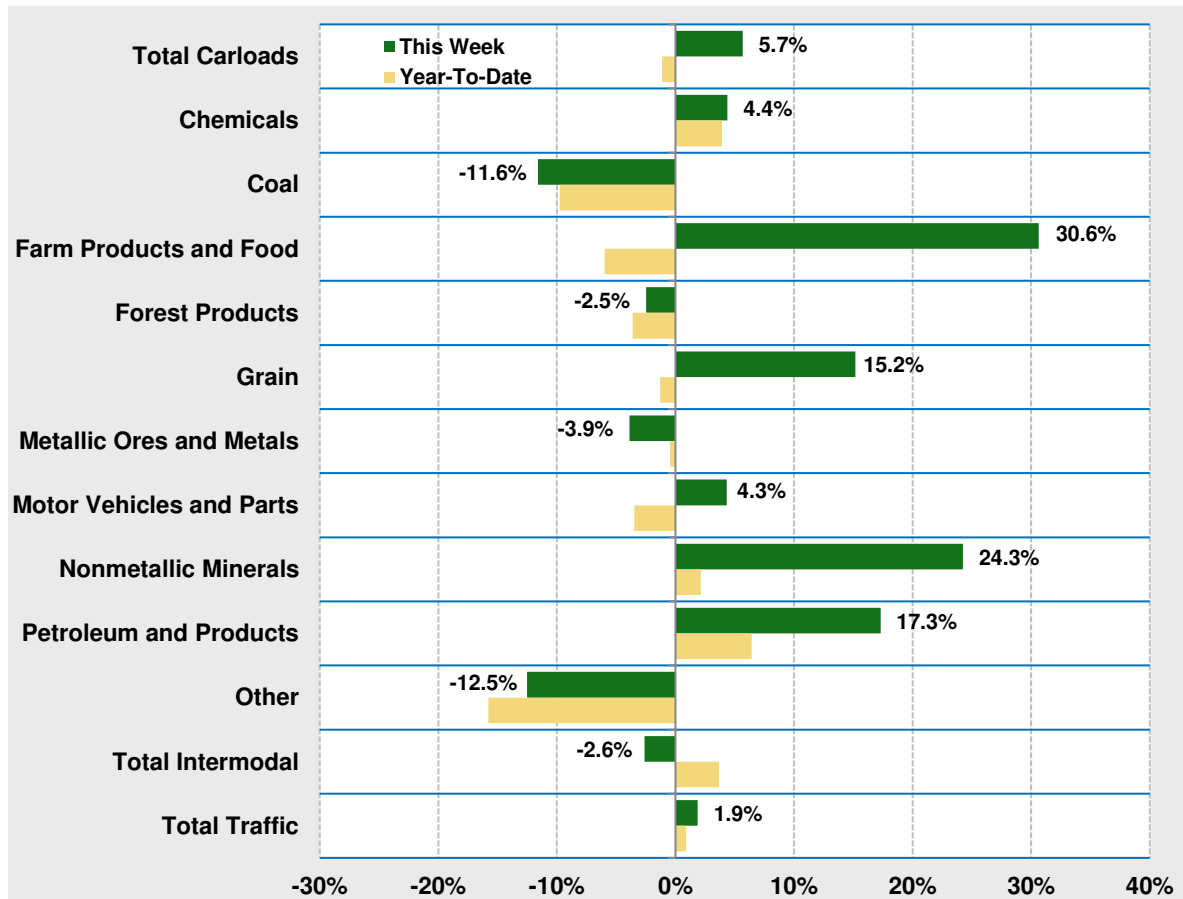
Week 20, 2024 – Ended May 18, 2024

	This Week		Year-To-Date		
	Cars	vs 2023	Cumulative	Avg/wk <sup>2</sup>	vs 2023
<b>Total Carloads</b>	<b>92,669</b>	<b>5.7%</b>	<b>1,823,184</b>	<b>91,159</b>	<b>-1.1%</b>
Chemicals	14,561	4.4%	276,650	13,833	3.9%
Coal	7,610	-11.6%	153,813	7,691	-9.8%
Farm Products excl. Grain, and Food	7,845	30.6%	143,342	7,167	-6.0%
Forest Products	6,708	-2.5%	134,918	6,746	-3.6%
Grain	8,984	15.2%	209,715	10,486	-1.3%
Metallic Ores and Metals	17,741	-3.9%	369,883	18,494	-0.4%
Motor Vehicles and Parts	7,340	4.3%	129,372	6,469	-3.5%
Nonmetallic Minerals	8,843	24.3%	147,776	7,389	2.1%
Petroleum and Petroleum Products	10,518	17.3%	216,561	10,828	6.4%
Other	2,519	-12.5%	41,154	2,058	-15.8%
<b>Total Intermodal Units</b>	<b>72,537</b>	<b>-2.6%</b>	<b>1,406,801</b>	<b>70,340</b>	<b>3.7%</b>
<b>Total Traffic</b>	<b>165,206</b>	<b>1.9%</b>	<b>3,229,985</b>	<b>161,499</b>	<b>0.9%</b>

<sup>1</sup> Includes U.S. and Mexico operations of CPKC and CN.

<sup>2</sup> Average per week figures may not sum to totals as a result of independent rounding.

## Trends, 2024 vs 2023 Canada



# Mexican Rail Traffic<sup>1</sup>

Week 20, 2024 – Ended May 18, 2024

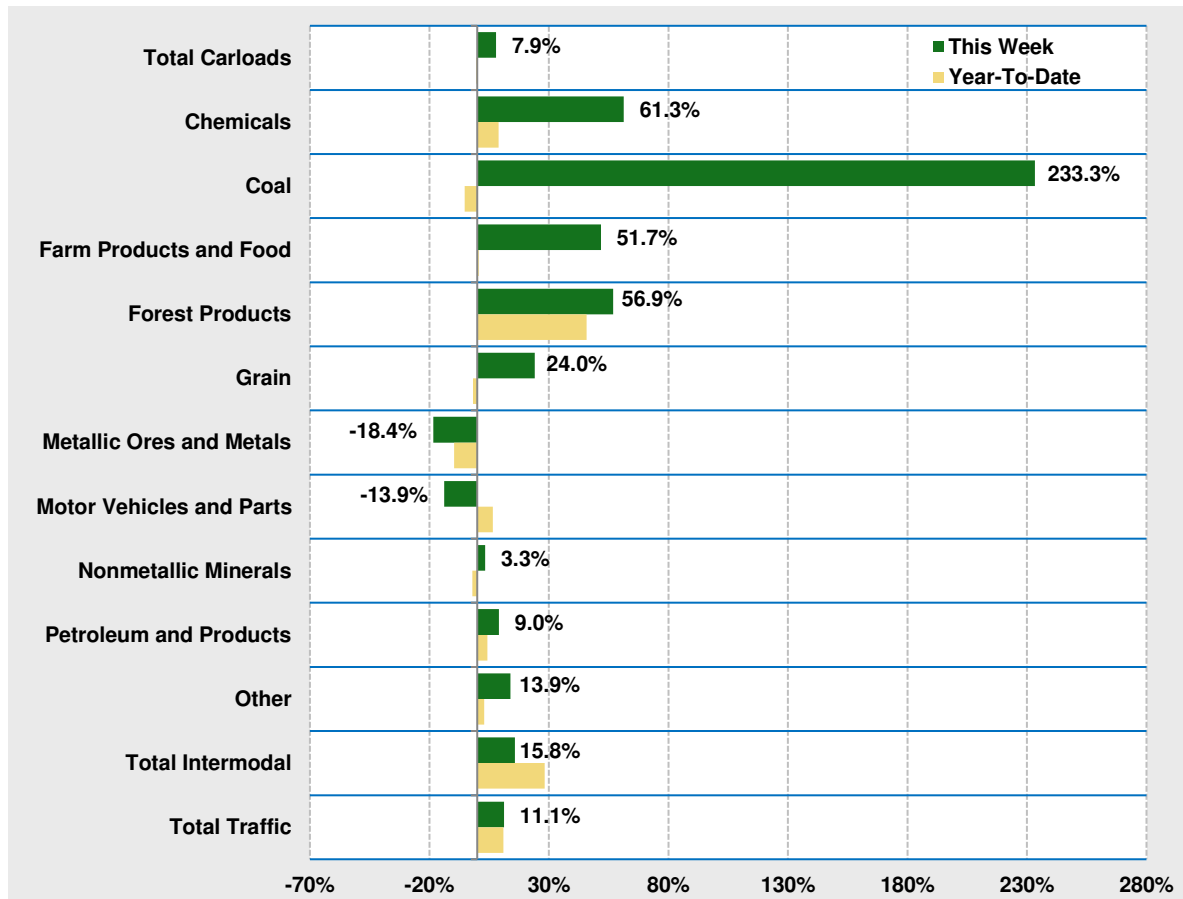
	This Week		Year-To-Date		
	Cars	vs 2023	Cumulative	Avg/wk <sup>2</sup>	vs 2023
<b>Total Carloads</b>	<b>16,635</b>	<b>7.9%</b>	<b>328,611</b>	<b>16,431</b>	<b>-0.4%</b>
Chemicals	1,121	61.3%	18,804	940	8.9%
Coal	30	233.3%	392	20	-5.3%
Farm Products excl. Grain, and Food	2,514	51.7%	39,597	1,980	0.6%
Forest Products	80	56.9%	1,251	63	45.8%
Grain	2,255	24.0%	38,217	1,911	-1.8%
Metallic Ores and Metals	2,256	-18.4%	57,160	2,858	-9.7%
Motor Vehicles and Parts	2,437	-13.9%	57,541	2,877	6.6%
Nonmetallic Minerals	3,811	3.3%	73,758	3,688	-2.0%
Petroleum and Petroleum Products	956	9.0%	20,158	1,008	4.3%
Other	1,175	13.9%	21,733	1,087	2.9%
<b>Total Intermodal Units</b>	<b>12,705</b>	<b>15.8%</b>	<b>275,358</b>	<b>13,768</b>	<b>28.2%</b>
<b>Total Traffic</b>	<b>29,340</b>	<b>11.1%</b>	<b>603,969</b>	<b>30,198</b>	<b>10.9%</b>

<sup>1</sup> Includes U.S. and Mexico operations of GMXT. Excludes Mexico operation of CPKC.

<sup>2</sup> Average per week figures may not sum to totals as a result of independent rounding.

## Trends, 2024 vs 2023

### Mexico



## North American Rail Traffic

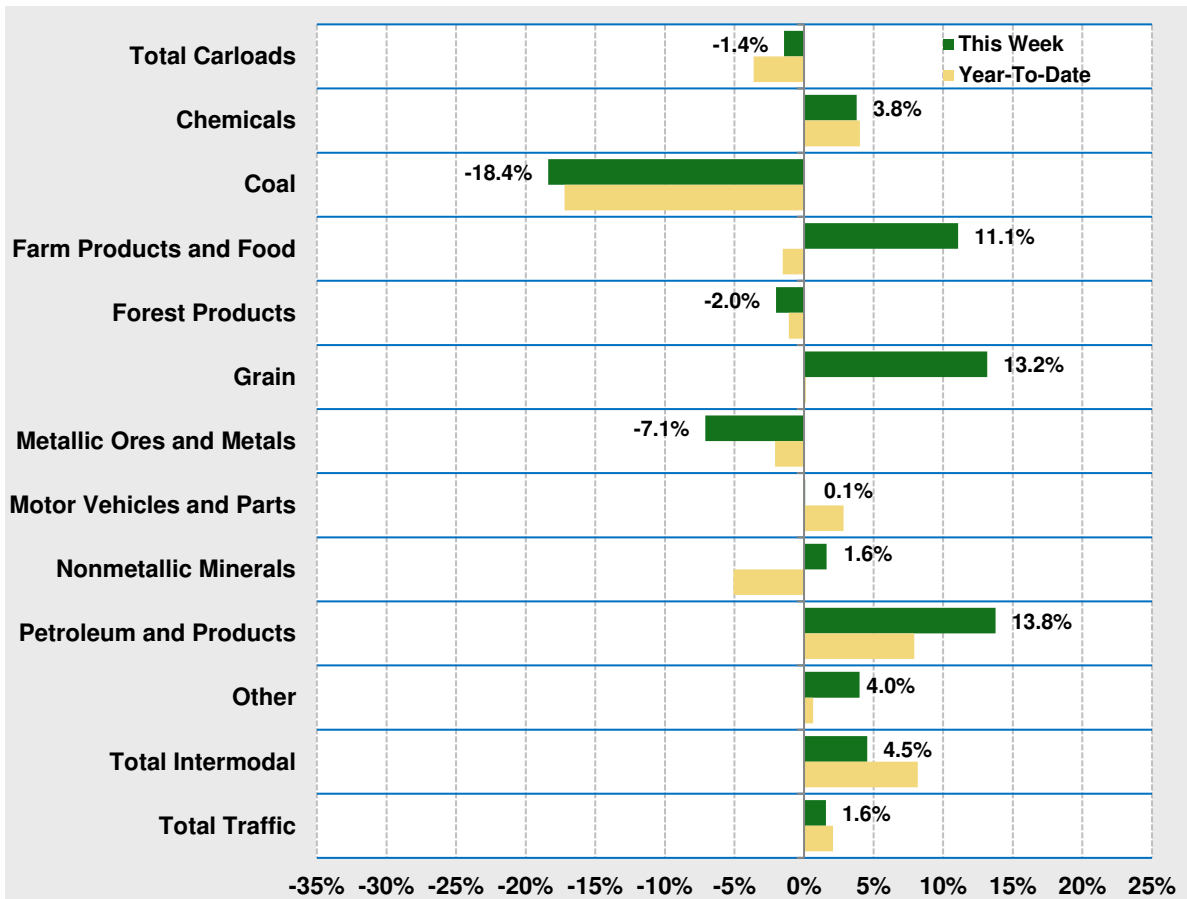
Week 20, 2024 – Ended May 18, 2024

	This Week		Year-To-Date		
	Cars	vs 2023	Cumulative	Avg/wk <sup>1</sup>	vs 2023
<b>Total Carloads</b>	<b>323,396</b>	<b>-1.4%</b>	<b>6,411,325</b>	<b>320,566</b>	<b>-3.6%</b>
Chemicals	47,976	3.8%	944,681	47,234	4.0%
Coal	58,160	-18.4%	1,225,335	61,267	-17.2%
Farm Products excl. Grain, and Food	25,914	11.1%	512,132	25,607	-1.5%
Forest Products	14,989	-2.0%	302,185	15,109	-1.1%
Grain	31,156	13.2%	654,833	32,742	0.1%
Metallic Ores and Metals	40,567	-7.1%	818,748	40,937	-2.1%
Motor Vehicles and Parts	25,625	0.1%	489,987	24,499	2.8%
Nonmetallic Minerals	44,452	1.6%	788,304	39,415	-5.1%
Petroleum and Petroleum Products	21,804	13.8%	440,115	22,006	7.9%
Other	12,753	4.0%	235,005	11,750	0.7%
<b>Total Intermodal Units</b>	<b>346,036</b>	<b>4.5%</b>	<b>6,739,294</b>	<b>336,965</b>	<b>8.2%</b>
<b>Total Traffic</b>	<b>669,432</b>	<b>1.6%</b>	<b>13,150,619</b>	<b>657,531</b>	<b>2.1%</b>

<sup>1</sup> Average per week figures may not sum to totals as a result of independent rounding.

### Trends, 2024 vs 2023

North America



## Major Rail Traffic Groups And the Associated *Weekly Railroad Traffic* Commodity Categories

<b>Chemicals</b>
Chemicals
<b>Coal</b>
Coal
<b>Farm Products excl. Grain, and Food</b>
Farm products excl. grain
Grain mill products
Food products
<b>Forest Products</b>
Primary forest products
Lumber & wood products
Pulp & paper products
<b>Grain</b>
Grain
<b>Metallic Ores and Metals</b>
Metallic ores
Coke
Primary metal products
Iron & steel scrap
<b>Motor Vehicles and Parts</b>
Motor vehicles & parts
<b>Nonmetallic Minerals</b>
Crushed stone, sand & gravel
Nonmetallic minerals
Stone, clay & glass products
<b>Petroleum and Petroleum Products</b>
Petroleum and petroleum products
<b>Other</b>
Waste & nonferrous scrap
All other carloads
<b>Intermodal Units</b>
Containers
Trailers

The rail traffic data herein come from the AAR's Weekly Railroad Traffic report (WRT). Data in WRT are subject to revision for up to a year following initial submission by a reporting railroad. When a railroad is unable to submit its traffic figures for the current week, the AAR may repeat figures from a prior period or include an estimate. These figures are replaced with carrier-reported data as soon as possible, and future reports reflect these revisions. WRT includes more detailed rail traffic data than is provided herein. Monthly rail traffic data are available in the AAR's Rail Time Indicators report (RTI), which (like WRT) is free to AAR members and is available to others via a one-year subscription. WRT and RTI reports can be ordered at [www.aar.org/Pages/AllProducts.aspx](http://www.aar.org/Pages/AllProducts.aspx).