

# U.S. Rail Traffic<sup>1</sup>

Week 17, 2024 – Ended April 27, 2024

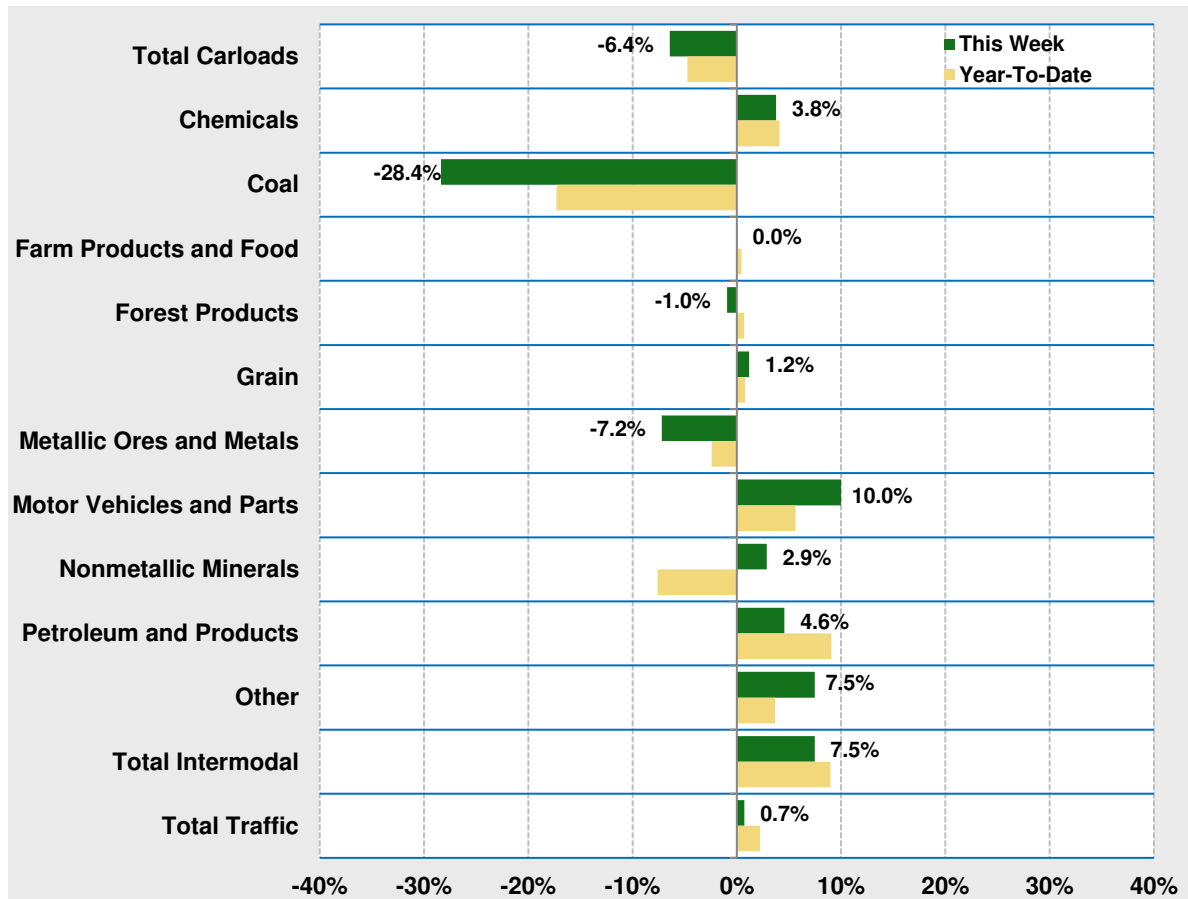
	This Week		Year-To-Date		
	Cars	vs 2023	Cumulative	Avg/wk <sup>2</sup>	vs 2023
<b>Total Carloads</b>	<b>214,414</b>	<b>-6.4%</b>	<b>3,622,709</b>	<b>213,101</b>	<b>-4.8%</b>
Chemicals	33,800	3.8%	551,495	32,441	4.1%
Coal	45,832	-28.4%	926,967	54,527	-17.3%
Farm Products excl. Grain, and Food	15,864	0.0%	282,306	16,606	0.5%
Forest Products	8,341	-1.0%	140,605	8,271	0.7%
Grain	20,236	1.2%	348,033	20,473	0.8%
Metallic Ores and Metals	20,117	-7.2%	330,384	19,434	-2.4%
Motor Vehicles and Parts	17,067	10.0%	254,691	14,982	5.6%
Nonmetallic Minerals	34,184	2.9%	470,550	27,679	-7.6%
Petroleum and Petroleum Products	9,800	4.6%	171,442	10,085	9.1%
Other	9,173	7.5%	146,236	8,602	3.7%
<b>Total Intermodal Units</b>	<b>261,888</b>	<b>7.5%</b>	<b>4,287,216</b>	<b>252,189</b>	<b>9.0%</b>
<b>Total Traffic</b>	<b>476,302</b>	<b>0.7%</b>	<b>7,909,925</b>	<b>465,290</b>	<b>2.2%</b>

<sup>1</sup> Excludes U.S. operations of CPKC, CN and GMXT.

<sup>2</sup> Average per week figures may not sum to totals as a result of independent rounding.

## Trends, 2024 vs 2023

United States



# Canadian Rail Traffic<sup>1</sup>

Week 17, 2024 – Ended April 27, 2024

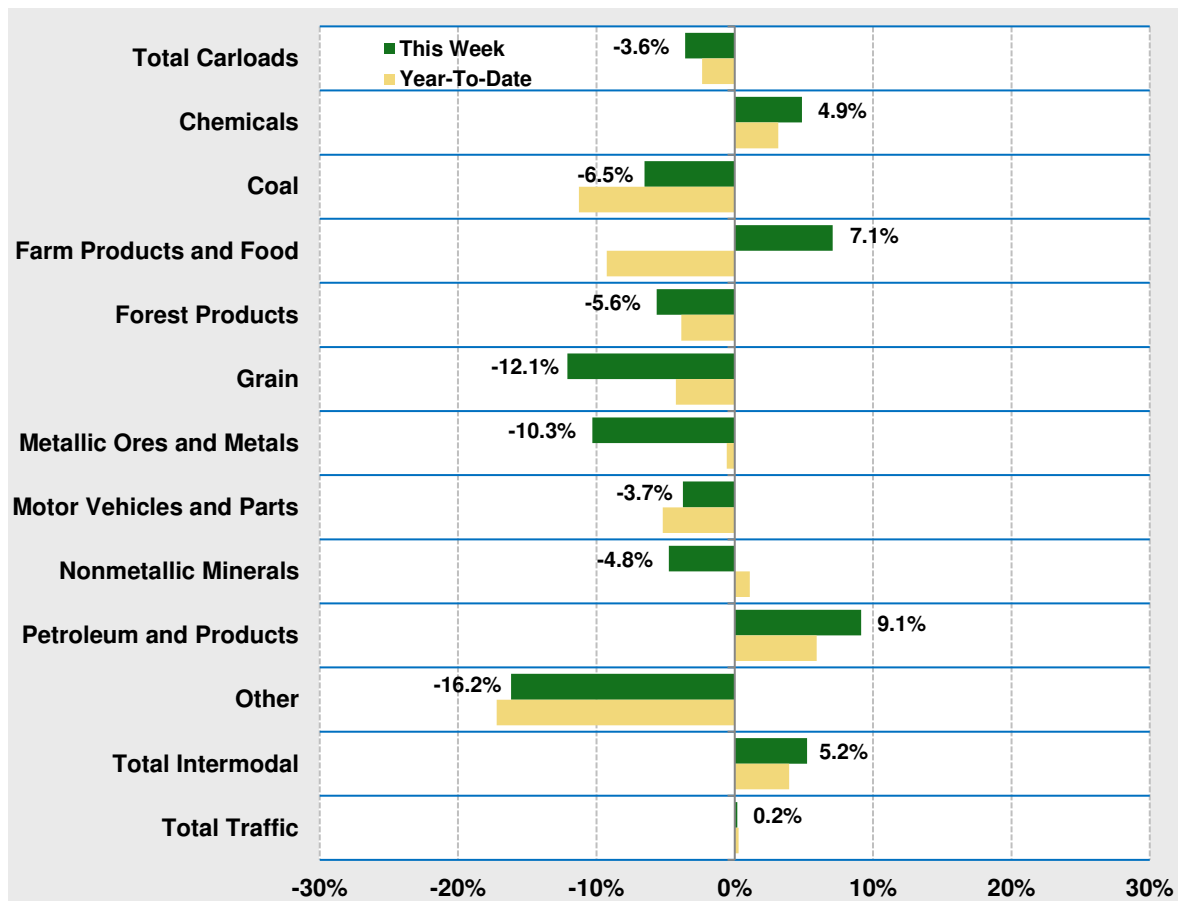
	This Week		Year-To-Date		
	Cars	vs 2023	Cumulative	Avg/wk <sup>2</sup>	vs 2023
<b>Total Carloads</b>	<b>93,258</b>	<b>-3.6%</b>	<b>1,541,090</b>	<b>90,652</b>	<b>-2.4%</b>
Chemicals	14,456	4.9%	233,074	13,710	3.1%
Coal	8,559	-6.5%	128,022	7,531	-11.3%
Farm Products excl. Grain, and Food	7,801	7.1%	120,423	7,084	-9.3%
Forest Products	6,724	-5.6%	115,013	6,765	-3.9%
Grain	10,381	-12.1%	179,863	10,580	-4.3%
Metallic Ores and Metals	17,579	-10.3%	315,209	18,542	-0.6%
Motor Vehicles and Parts	7,018	-3.7%	107,381	6,317	-5.2%
Nonmetallic Minerals	8,023	-4.8%	122,597	7,212	1.1%
Petroleum and Petroleum Products	10,570	9.1%	185,721	10,925	5.9%
Other	2,147	-16.2%	33,787	1,987	-17.2%
<b>Total Intermodal Units</b>	<b>75,832</b>	<b>5.2%</b>	<b>1,184,647</b>	<b>69,685</b>	<b>3.9%</b>
<b>Total Traffic</b>	<b>169,090</b>	<b>0.2%</b>	<b>2,725,737</b>	<b>160,337</b>	<b>0.3%</b>

<sup>1</sup> Includes U.S. and Mexico operations of CPKC and CN.

<sup>2</sup> Average per week figures may not sum to totals as a result of independent rounding.

## Trends, 2024 vs 2023

Canada



# Mexican Rail Traffic<sup>1</sup>

Week 17, 2024 – Ended April 27, 2024

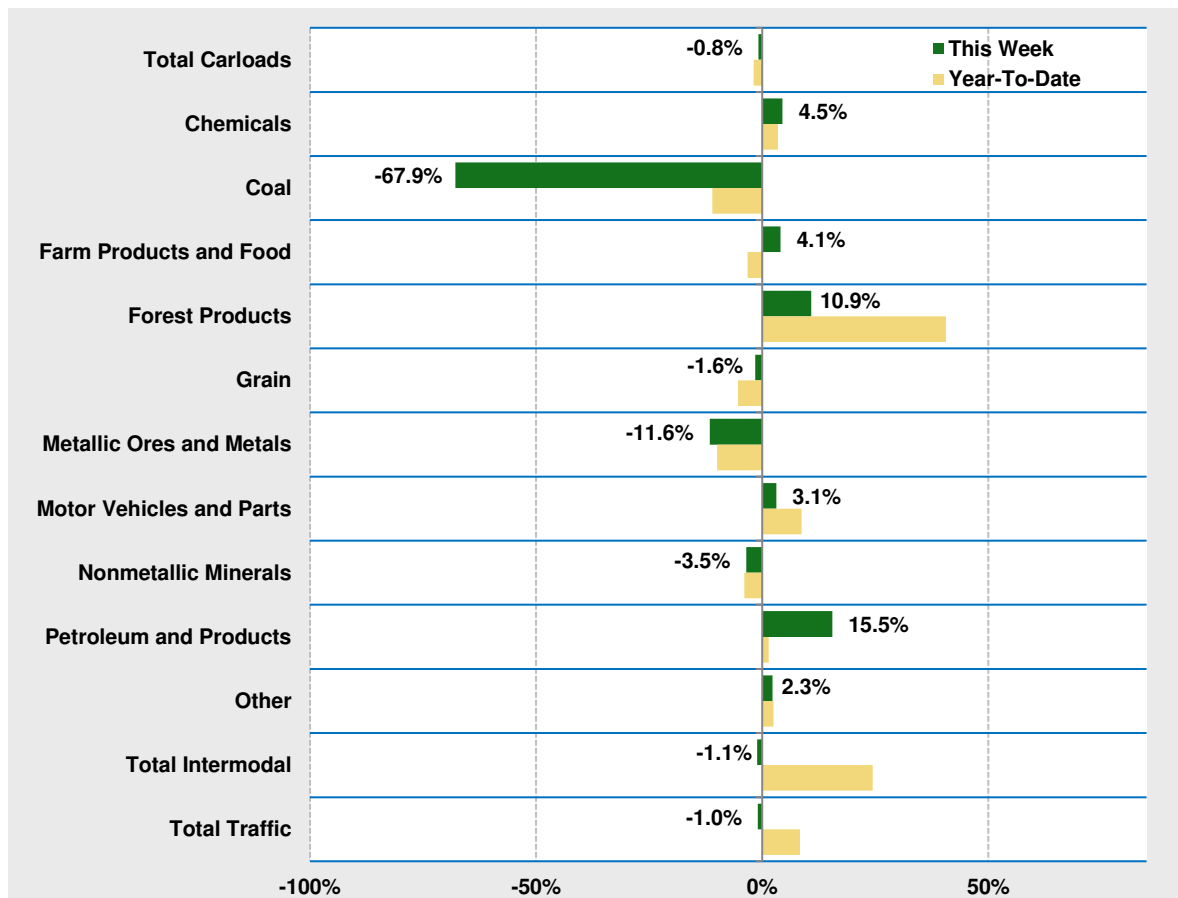
	This Week		Year-To-Date		
	Cars	vs 2023	Cumulative	Avg/wk <sup>2</sup>	vs 2023
<b>Total Carloads</b>	<b>17,724</b>	<b>-0.8%</b>	<b>279,558</b>	<b>16,445</b>	<b>-1.9%</b>
Chemicals	1,114	4.5%	15,579	916	3.5%
Coal	9	-67.9%	347	20	-11.0%
Farm Products excl. Grain, and Food	2,144	4.1%	33,049	1,944	-3.2%
Forest Products	51	10.9%	1,031	61	40.7%
Grain	2,149	-1.6%	31,680	1,864	-5.3%
Metallic Ores and Metals	2,765	-11.6%	49,869	2,933	-10.0%
Motor Vehicles and Parts	3,116	3.1%	50,257	2,956	8.7%
Nonmetallic Minerals	4,049	-3.5%	61,992	3,647	-3.9%
Petroleum and Petroleum Products	1,154	15.5%	17,074	1,004	1.4%
Other	1,173	2.3%	18,680	1,099	2.5%
<b>Total Intermodal Units</b>	<b>12,972</b>	<b>-1.1%</b>	<b>227,534</b>	<b>13,384</b>	<b>24.4%</b>
<b>Total Traffic</b>	<b>30,696</b>	<b>-1.0%</b>	<b>507,092</b>	<b>29,829</b>	<b>8.4%</b>

<sup>1</sup> Includes U.S. and Mexico operations of GMXT. Excludes Mexico operation of CPKC.

<sup>2</sup> Average per week figures may not sum to totals as a result of independent rounding.

## Trends, 2024 vs 2023

Mexico



## North American Rail Traffic

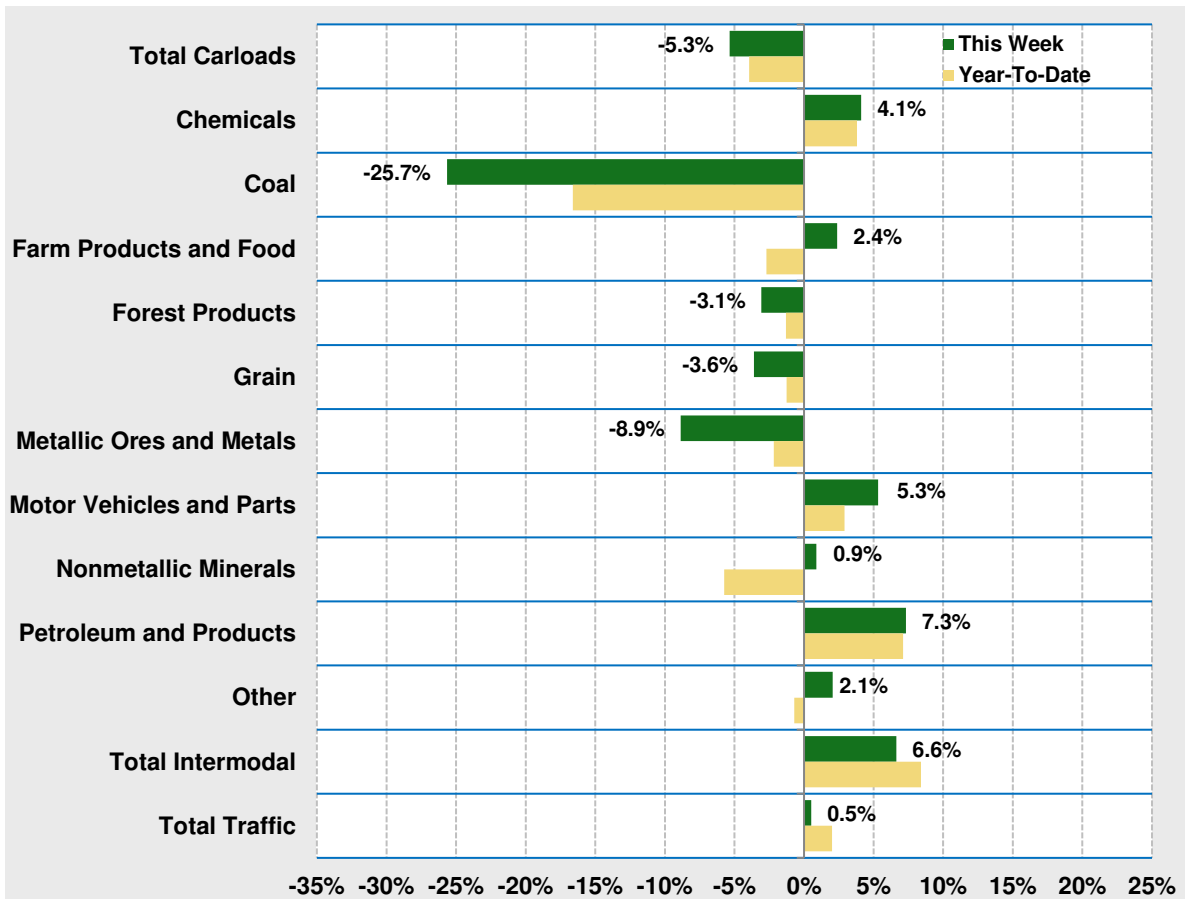
Week 17, 2024 – Ended April 27, 2024

	This Week		Year-To-Date		
	Cars	vs 2023	Cumulative	Avg/wk <sup>1</sup>	vs 2023
<b>Total Carloads</b>	<b>325,396</b>	<b>-5.3%</b>	<b>5,443,357</b>	<b>320,197</b>	<b>-3.9%</b>
Chemicals	49,370	4.1%	800,148	47,068	3.8%
Coal	54,400	-25.7%	1,055,336	62,079	-16.6%
Farm Products excl. Grain, and Food	25,809	2.4%	435,778	25,634	-2.7%
Forest Products	15,116	-3.1%	256,649	15,097	-1.3%
Grain	32,766	-3.6%	559,576	32,916	-1.3%
Metallic Ores and Metals	40,461	-8.9%	695,462	40,910	-2.2%
Motor Vehicles and Parts	27,201	5.3%	412,329	24,255	2.9%
Nonmetallic Minerals	46,256	0.9%	655,139	38,538	-5.7%
Petroleum and Petroleum Products	21,524	7.3%	374,237	22,014	7.1%
Other	12,493	2.1%	198,703	11,688	-0.7%
<b>Total Intermodal Units</b>	<b>350,692</b>	<b>6.6%</b>	<b>5,699,397</b>	<b>335,259</b>	<b>8.4%</b>
<b>Total Traffic</b>	<b>676,088</b>	<b>0.5%</b>	<b>11,142,754</b>	<b>655,456</b>	<b>2.0%</b>

<sup>1</sup> Average per week figures may not sum to totals as a result of independent rounding.

### Trends, 2024 vs 2023

North America



## Major Rail Traffic Groups And the Associated *Weekly Railroad Traffic* Commodity Categories

<b>Chemicals</b>
Chemicals
<b>Coal</b>
Coal
<b>Farm Products excl. Grain, and Food</b>
Farm products excl. grain
Grain mill products
Food products
<b>Forest Products</b>
Primary forest products
Lumber & wood products
Pulp & paper products
<b>Grain</b>
Grain
<b>Metallic Ores and Metals</b>
Metallic ores
Coke
Primary metal products
Iron & steel scrap
<b>Motor Vehicles and Parts</b>
Motor vehicles & parts
<b>Nonmetallic Minerals</b>
Crushed stone, sand & gravel
Nonmetallic minerals
Stone, clay & glass products
<b>Petroleum and Petroleum Products</b>
Petroleum and petroleum products
<b>Other</b>
Waste & nonferrous scrap
All other carloads
<b>Intermodal Units</b>
Containers
Trailers

The rail traffic data herein come from the AAR's Weekly Railroad Traffic report (WRT). Data in WRT are subject to revision for up to a year following initial submission by a reporting railroad. When a railroad is unable to submit its traffic figures for the current week, the AAR may repeat figures from a prior period or include an estimate. These figures are replaced with carrier-reported data as soon as possible, and future reports reflect these revisions. WRT includes more detailed rail traffic data than is provided herein. Monthly rail traffic data are available in the AAR's Rail Time Indicators report (RTI), which (like WRT) is free to AAR members and is available to others via a one-year subscription. WRT and RTI reports can be ordered at [www.aar.org/Pages/AllProducts.aspx](http://www.aar.org/Pages/AllProducts.aspx).