

# U.S. Rail Traffic<sup>1</sup>

Week 14, 2024 – Ended April 6, 2024

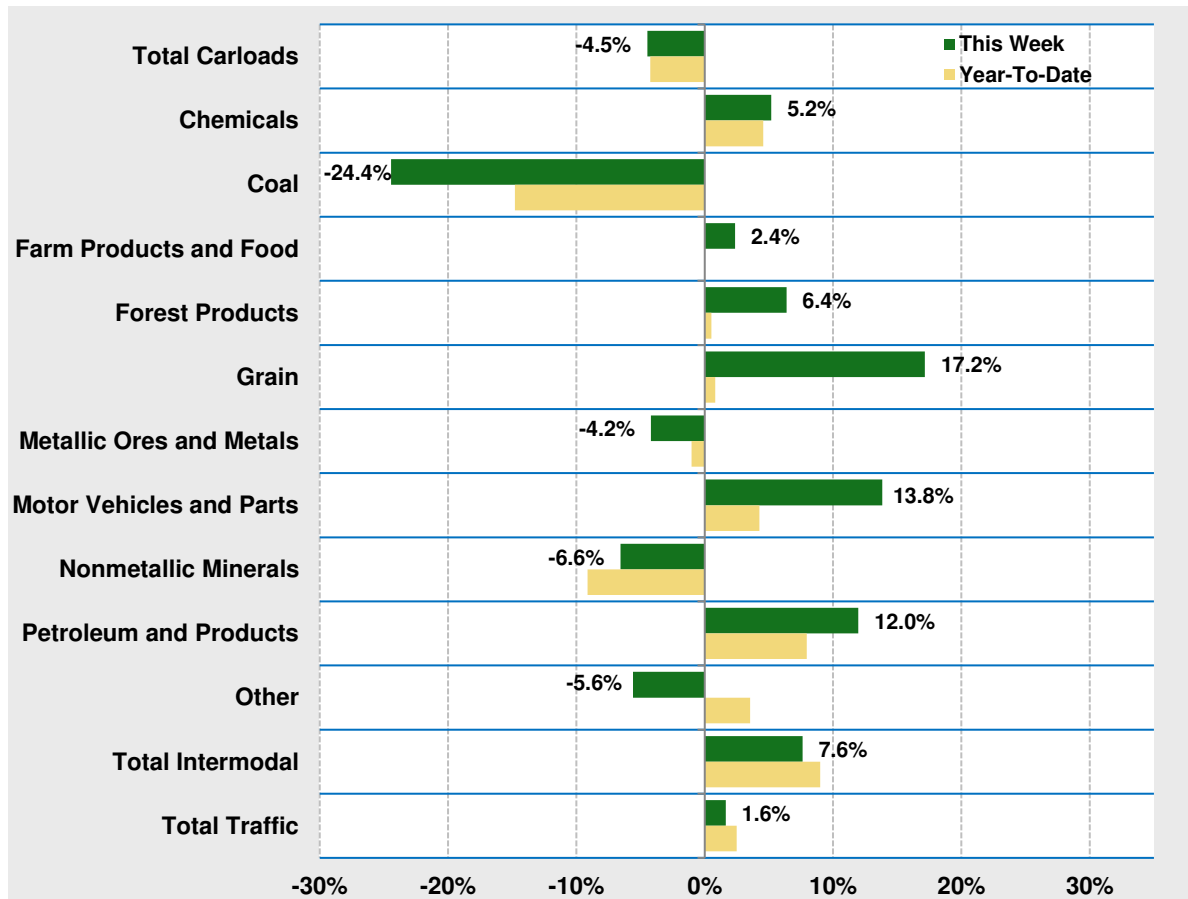
	This Week		Year-To-Date		
	Cars	vs 2023	Cumulative	Avg/wk <sup>2</sup>	vs 2023
<b>Total Carloads</b>	<b>209,142</b>	<b>-4.5%</b>	<b>2,982,969</b>	<b>213,069</b>	<b>-4.2%</b>
Chemicals	31,907	5.2%	451,793	32,271	4.6%
Coal	46,688	-24.4%	788,445	56,318	-14.8%
Farm Products excl. Grain, and Food	16,141	2.4%	232,747	16,625	0.0%
Forest Products	8,538	6.4%	115,822	8,273	0.5%
Grain	22,000	17.2%	286,595	20,471	0.8%
Metallic Ores and Metals	19,403	-4.2%	270,509	19,322	-1.0%
Motor Vehicles and Parts	16,315	13.8%	204,459	14,604	4.3%
Nonmetallic Minerals	29,540	-6.6%	372,954	26,640	-9.1%
Petroleum and Petroleum Products	9,996	12.0%	140,485	10,035	8.0%
Other	8,614	-5.6%	119,160	8,511	3.5%
<b>Total Intermodal Units</b>	<b>241,000</b>	<b>7.6%</b>	<b>3,509,647</b>	<b>250,689</b>	<b>9.0%</b>
<b>Total Traffic</b>	<b>450,142</b>	<b>1.6%</b>	<b>6,492,616</b>	<b>463,758</b>	<b>2.5%</b>

<sup>1</sup> Excludes U.S. operations of CPKC, CN and GMXT.

<sup>2</sup> Average per week figures may not sum to totals as a result of independent rounding.

## Trends, 2024 vs 2023

United States



# Canadian Rail Traffic<sup>1</sup>

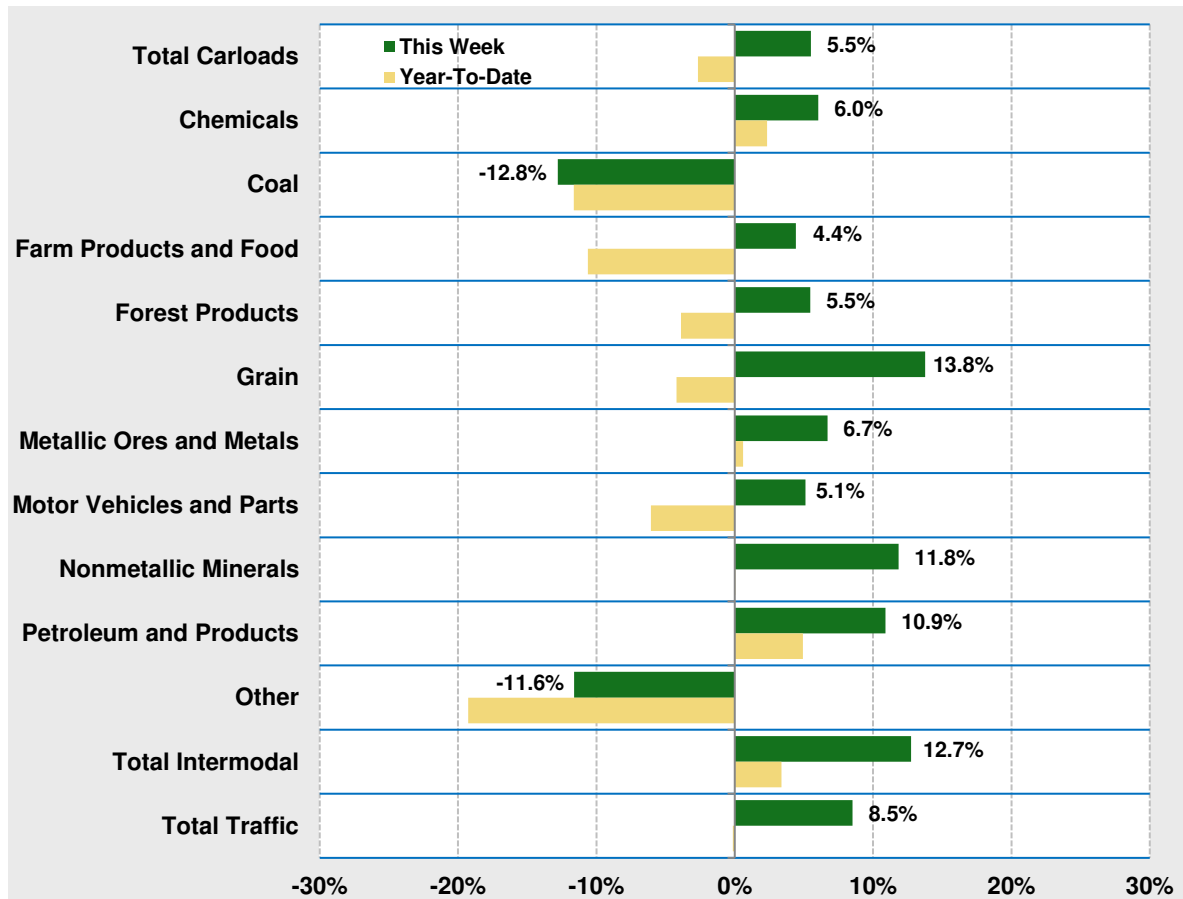
Week 14, 2024 – Ended April 6, 2024

	This Week		Year-To-Date		
	Cars	vs 2023	Cumulative	Avg/wk <sup>2</sup>	vs 2023
<b>Total Carloads</b>	<b>95,326</b>	<b>5.5%</b>	<b>1,259,117</b>	<b>89,937</b>	<b>-2.7%</b>
Chemicals	13,988	6.0%	190,020	13,573	2.3%
Coal	7,853	-12.8%	102,649	7,332	-11.6%
Farm Products excl. Grain, and Food	7,553	4.4%	99,004	7,072	-10.6%
Forest Products	6,838	5.5%	94,429	6,745	-3.9%
Grain	12,594	13.8%	147,330	10,524	-4.2%
Metallic Ores and Metals	18,725	6.7%	260,490	18,606	0.6%
Motor Vehicles and Parts	7,048	5.1%	86,712	6,194	-6.1%
Nonmetallic Minerals	7,918	11.8%	97,423	6,959	0.0%
Petroleum and Petroleum Products	10,695	10.9%	154,029	11,002	4.9%
Other	2,114	-11.6%	27,031	1,931	-19.3%
<b>Total Intermodal Units</b>	<b>72,636</b>	<b>12.7%</b>	<b>959,818</b>	<b>68,558</b>	<b>3.4%</b>
<b>Total Traffic</b>	<b>167,962</b>	<b>8.5%</b>	<b>2,218,935</b>	<b>158,495</b>	<b>-0.1%</b>

<sup>1</sup> Includes U.S. and Mexico operations of CPKC and CN.

<sup>2</sup> Average per week figures may not sum to totals as a result of independent rounding.

## Trends, 2024 vs 2023 Canada



# Mexican Rail Traffic<sup>1</sup>

Week 14, 2024 – Ended April 6, 2024

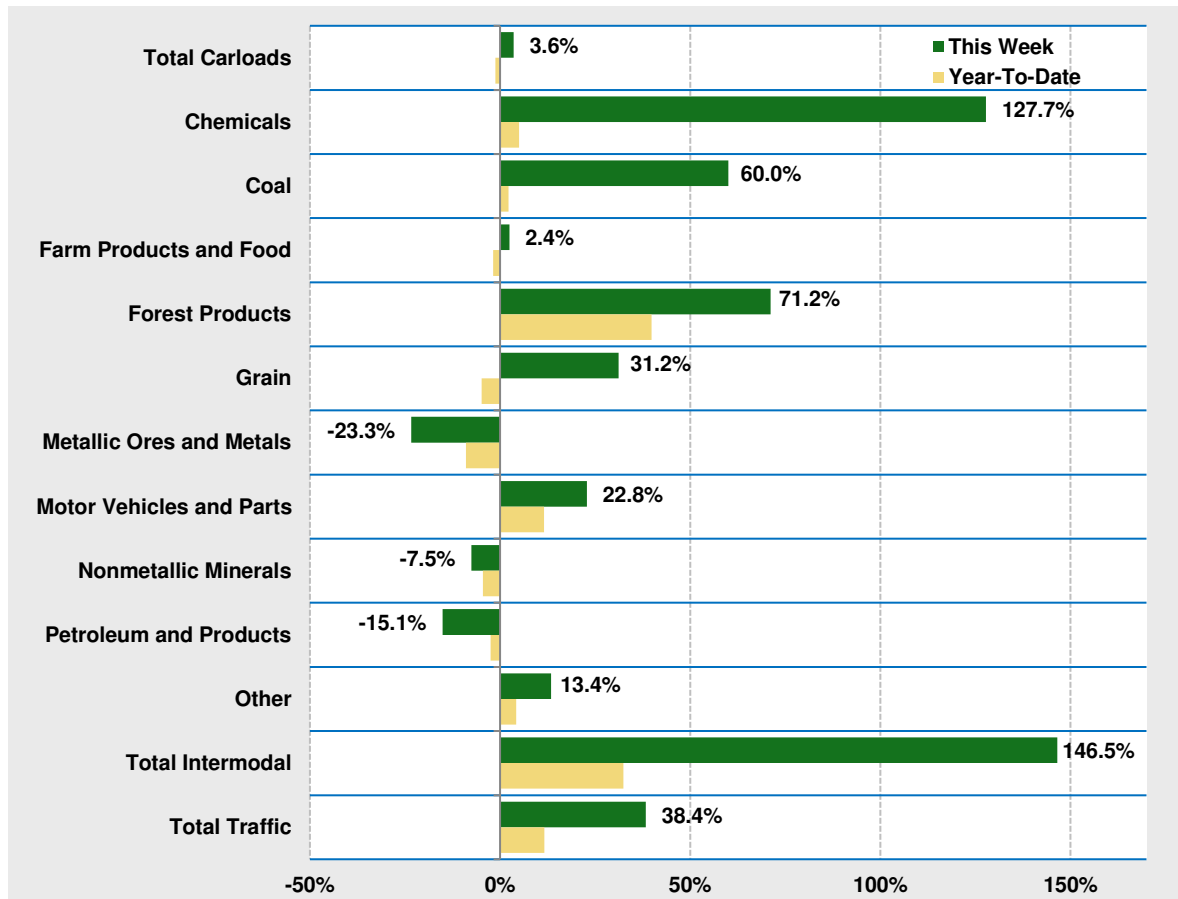
	This Week		Year-To-Date		
	Cars	vs 2023	Cumulative	Avg/wk <sup>2</sup>	vs 2023
<b>Total Carloads</b>	<b>16,714</b>	<b>3.6%</b>	<b>226,746</b>	<b>16,196</b>	<b>-1.3%</b>
Chemicals	1,141	127.7%	12,439	889	5.0%
Coal	32	60.0%	321	23	2.2%
Farm Products excl. Grain, and Food	2,178	2.4%	26,711	1,908	-1.8%
Forest Products	89	71.2%	857	61	39.8%
Grain	1,898	31.2%	25,514	1,822	-4.8%
Metallic Ores and Metals	2,721	-23.3%	41,425	2,959	-8.9%
Motor Vehicles and Parts	2,892	22.8%	40,866	2,919	11.6%
Nonmetallic Minerals	3,588	-7.5%	49,967	3,569	-4.5%
Petroleum and Petroleum Products	967	-15.1%	13,490	964	-2.5%
Other	1,208	13.4%	15,156	1,083	4.3%
<b>Total Intermodal Units</b>	<b>12,781</b>	<b>146.5%</b>	<b>189,214</b>	<b>13,515</b>	<b>32.5%</b>
<b>Total Traffic</b>	<b>29,495</b>	<b>38.4%</b>	<b>415,960</b>	<b>29,711</b>	<b>11.7%</b>

<sup>1</sup> Includes U.S. and Mexico operations of GMXT. Excludes Mexico operation of CPKC.

<sup>2</sup> Average per week figures may not sum to totals as a result of independent rounding.

## Trends, 2024 vs 2023

### Mexico



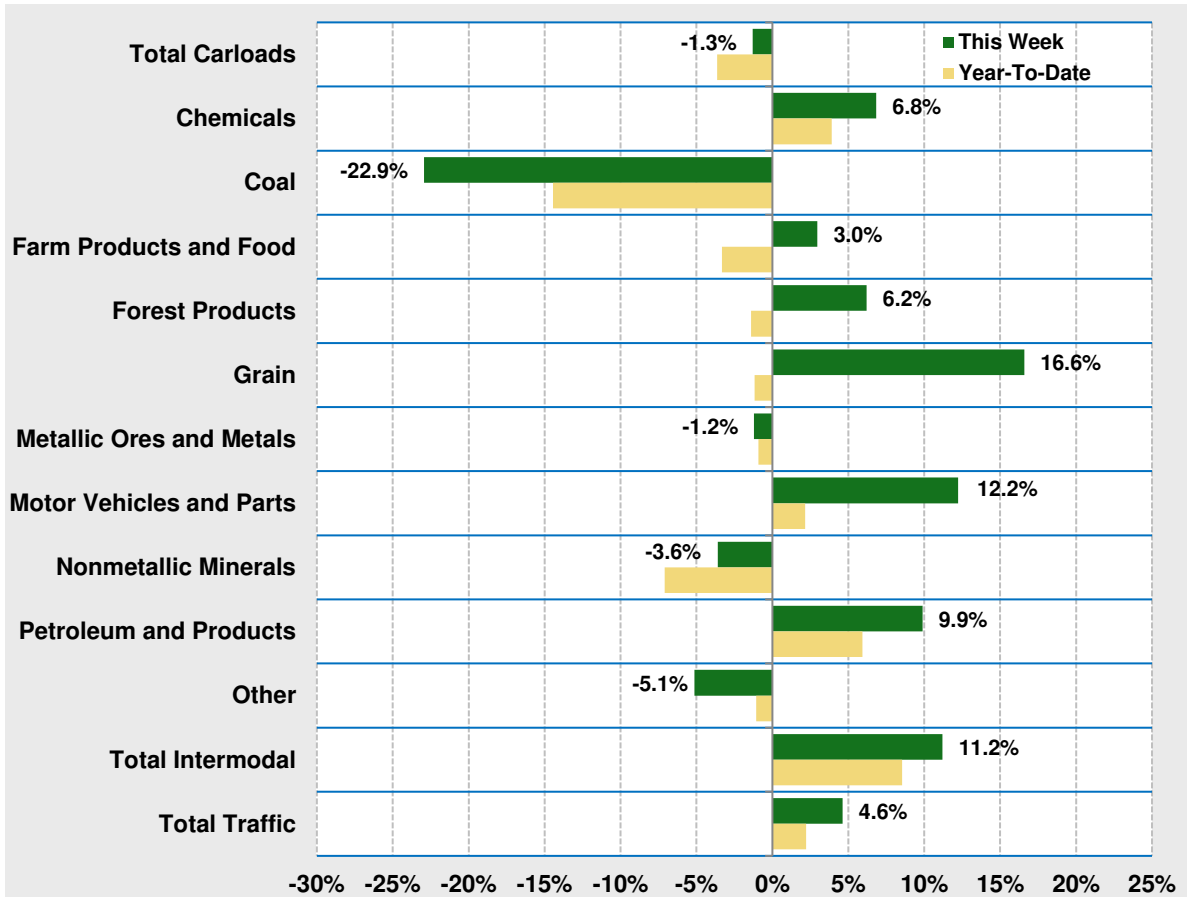
## North American Rail Traffic

Week 14, 2024 – Ended April 6, 2024

	This Week		Year-To-Date		
	Cars	vs 2023	Cumulative	Avg/wk <sup>1</sup>	vs 2023
<b>Total Carloads</b>	<b>321,182</b>	<b>-1.3%</b>	<b>4,468,832</b>	<b>319,202</b>	<b>-3.6%</b>
Chemicals	47,036	6.8%	654,252	46,732	3.9%
Coal	54,573	-22.9%	891,415	63,673	-14.4%
Farm Products excl. Grain, and Food	25,872	3.0%	358,462	25,604	-3.3%
Forest Products	15,465	6.2%	211,108	15,079	-1.4%
Grain	36,492	16.6%	459,439	32,817	-1.2%
Metallic Ores and Metals	40,849	-1.2%	572,424	40,887	-0.9%
Motor Vehicles and Parts	26,255	12.2%	332,037	23,717	2.2%
Nonmetallic Minerals	41,046	-3.6%	520,344	37,167	-7.1%
Petroleum and Petroleum Products	21,658	9.9%	308,004	22,000	5.9%
Other	11,936	-5.1%	161,347	11,525	-1.1%
<b>Total Intermodal Units</b>	<b>326,417</b>	<b>11.2%</b>	<b>4,658,679</b>	<b>332,763</b>	<b>8.6%</b>
<b>Total Traffic</b>	<b>647,599</b>	<b>4.6%</b>	<b>9,127,511</b>	<b>651,965</b>	<b>2.2%</b>

<sup>1</sup> Average per week figures may not sum to totals as a result of independent rounding.

### Trends, 2024 vs 2023 North America



## Major Rail Traffic Groups And the Associated *Weekly Railroad Traffic* Commodity Categories

<b>Chemicals</b>
Chemicals
<b>Coal</b>
Coal
<b>Farm Products excl. Grain, and Food</b>
Farm products excl. grain
Grain mill products
Food products
<b>Forest Products</b>
Primary forest products
Lumber & wood products
Pulp & paper products
<b>Grain</b>
Grain
<b>Metallic Ores and Metals</b>
Metallic ores
Coke
Primary metal products
Iron & steel scrap
<b>Motor Vehicles and Parts</b>
Motor vehicles & parts
<b>Nonmetallic Minerals</b>
Crushed stone, sand & gravel
Nonmetallic minerals
Stone, clay & glass products
<b>Petroleum and Petroleum Products</b>
Petroleum and petroleum products
<b>Other</b>
Waste & nonferrous scrap
All other carloads
<b>Intermodal Units</b>
Containers
Trailers

The rail traffic data herein come from the AAR's Weekly Railroad Traffic report (WRT). Data in WRT are subject to revision for up to a year following initial submission by a reporting railroad. When a railroad is unable to submit its traffic figures for the current week, the AAR may repeat figures from a prior period or include an estimate. These figures are replaced with carrier-reported data as soon as possible, and future reports reflect these revisions. WRT includes more detailed rail traffic data than is provided herein. Monthly rail traffic data are available in the AAR's Rail Time Indicators report (RTI), which (like WRT) is free to AAR members and is available to others via a one-year subscription. WRT and RTI reports can be ordered at [www.aar.org/Pages/AllProducts.aspx](http://www.aar.org/Pages/AllProducts.aspx).