

Freight railroads .....	8
Freight railroad mileage .....	1,388
Freight rail employees .....	1,150
Average wages and benefits per employee .....	\$131,520
Railroad retirement beneficiaries .....	4,600
Railroad retirement benefits paid .....	\$130 million

### Quick Facts



**Privately Owned:** Freight railroads operate on a nearly 140,000-mile network they almost exclusively own, maintain and pay for themselves.

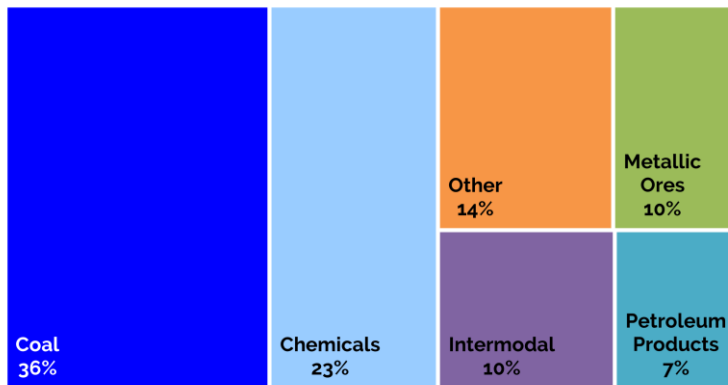


**Sustainable:** Railroads are the most fuel efficient way to move freight over land. It would have taken approximately 873,000 additional trucks to handle the 15.7 million tons of freight that originated by rail in Utah in 2021.



**Economic Driver:** Railroads haul 1/3 of U.S. exports and serve nearly every sector of the economy, from moving the food we eat to the chemicals that treat our water.

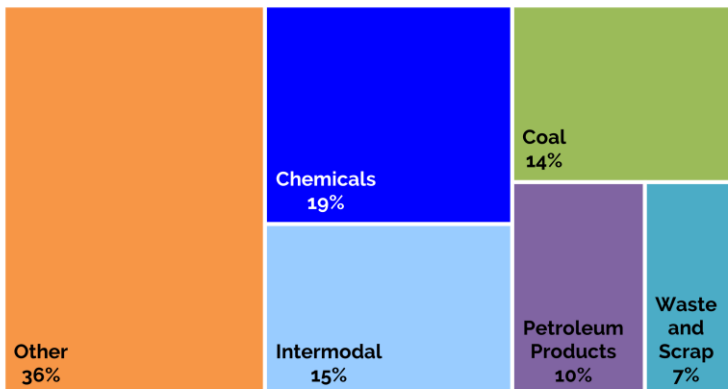
### Rail Traffic Originated in 2021 Total Tons: 15.7 million    Total Carloads: 258,500



Commodity	Tons (mil)	Carloads
Coal	5.7	48,500
Chemicals	3.6	37,900
Metallic Ores	1.6	19,200
Intermodal	1.6	116,600
Petroleum Products	1.0	12,900
Other	2.2	23,500

Source: AAR analysis of industry data  
(% based on tonnage)

### Rail Traffic Terminated in 2021 Total Tons: 11.6 million    Total Carloads: 241,300

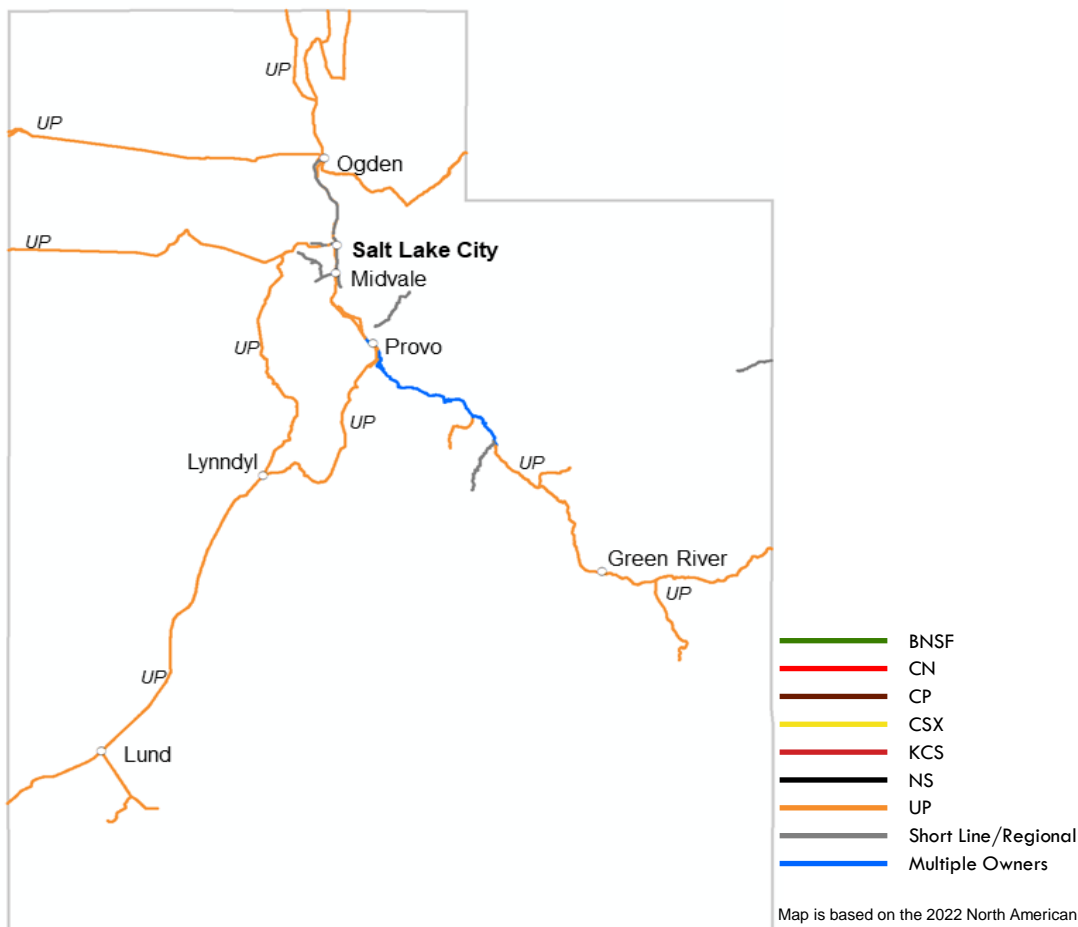


Commodity	Tons (mil)	Carloads
Chemicals	2.2	22,600
Intermodal	1.8	127,100
Coal	1.6	13,800
Petroleum Products	1.1	14,000
Waste and Scrap	0.9	9,300
Other	4.2	54,600

Source: AAR analysis of industry data  
(% based on tonnage)

	Miles Operated In Utah in 2021
<b>Class I Railroads</b>	
BNSF Railway Company	437
Union Pacific Railroad Co.	1,267
	<u>1,704</u>
<b>Regional Railroads</b>	
(none)	
<b>Short Line Railroads</b>	
Comstock Mountain Lion Railway	15
Salt Lake City Southern Railroad	25
Salt Lake, Garfield & Western Railway	16
Savage Bingham & Garfield	21
Utah Central Railway	19
Utah Railway	391
	<u>487</u>

Utah 2021 Totals	Number of Freight Railroads	Miles Operated	
		Excluding Trackage Rights	Including Trackage Rights
Class I	2	1,247	1,704
Regional	0	0	0
Short Line	6	141	487
<b>Total</b>	<b>8</b>	<b>1,388</b>	<b>2,191</b>



**Class I Railroad:** A railroad with 2021 operating revenues of at least \$943.9 million. **Regional Railroad:** A non-Class I line-haul railroad that has annual revenues of at least \$40 million, or that operates at least 350 miles of road and revenues of at least \$20 million. **Short Line Railroad:** A railroad which is neither a Class I nor a Regional Railroad.