

# Pennsylvania

## Freight Rail 2021 Data

Freight railroads .....	59
Freight railroad mileage .....	5,228
Freight rail employees .....	4,528
Average wages and benefits per employee .....	\$120,830
Railroad retirement beneficiaries .....	28,600
Railroad retirement benefits paid .....	\$745 million

### Quick Facts



**Privately Owned:** Freight railroads operate on a nearly 140,000-mile network they almost exclusively own, maintain and pay for themselves.



**Sustainable:** Railroads are the most fuel efficient way to move freight over land. It would have taken approximately 2.8 million additional trucks to handle the 50.0 million tons of freight that originated by rail in Pennsylvania in 2021.

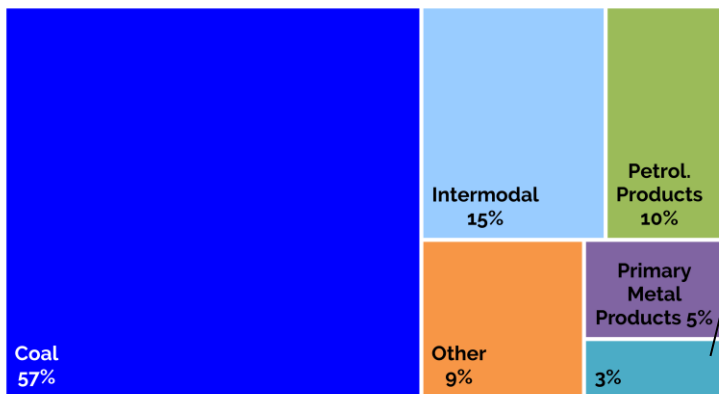


**Economic Driver:** Railroads haul 1/3 of U.S. exports and serve nearly every sector of the economy, from moving the food we eat to the chemicals that treat our water.

### Rail Traffic Originated in 2021

Total Tons: 50.0 million

Total Carloads: 960,200



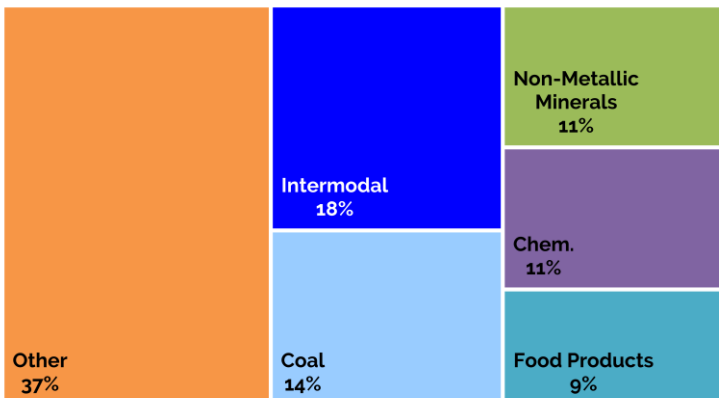
Commodity	Tons (mil)	Carloads
Coal	28.5	243,600
Intermodal	7.7	558,600
Petroleum Products	5.1	64,200
Primary Metal Products	2.6	28,600
Glass and Stone	1.5	14,700
Other	4.5	50,400

Source: AAR analysis of industry data  
(% based on tonnage)

### Rail Traffic Terminated in 2021

Total Tons: 49.5 million

Total Carloads: 1,074,900



Commodity	Tons (mil)	Carloads
Intermodal	8.8	638,400
Coal	7.2	61,300
Nonmetallic Minerals	5.6	54,400
Chemicals	5.4	56,500
Food Products	4.3	44,400
Other	18.2	220,000

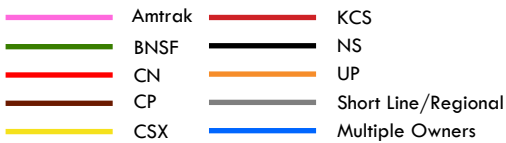
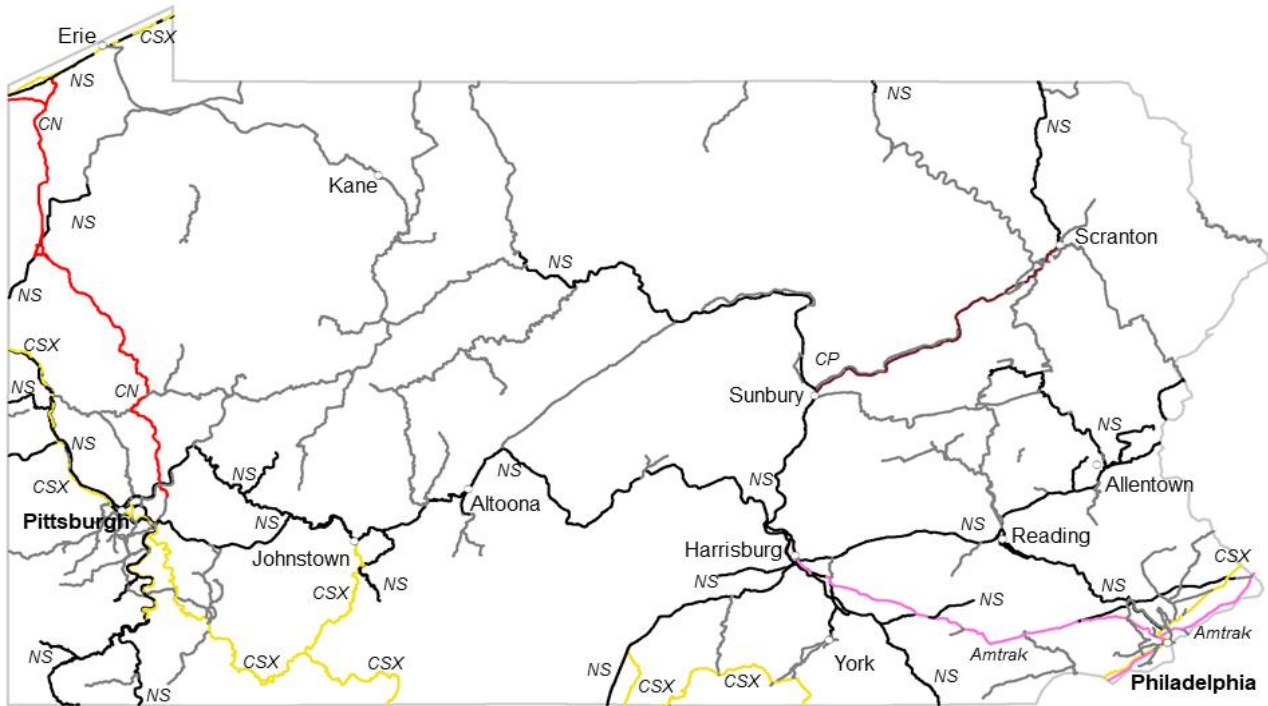
Source: AAR analysis of industry data  
(% based on tonnage)

	Miles Operated In Pennsylvania in 2021
<b>Class I Railroads</b>	
Canadian National	156
CSX Transportation	1,057
Norfolk Southern Corp.	2,419
	3,632
<b>Regional Railroads</b>	
Buffalo & Pittsburgh Railroad	655
New York, Susquehanna & Western Rwy	42
Wheeling & Lake Erie Railway	287
	984
<b>Short Line Railroads</b>	
Aliquippa & Ohio River Railroad	9
Allegheny Valley Railroad	77
Allentown & Auburn Railroad	4
Belvidere & Delaware River Railway	1
Brandywine Valley Railroad	3
Central New York Railroad	42
Chestnut Ridge Railway	5
Columbia & Reading Railway	3
Conrail	127
Delaware-Lackawanna Railroad	88
East Erie Commercial Railroad	5
East Penn Railroad	101
Eastern Berks Gateway Railroad	9
Elizabethtown Industrial Railroad	1
Everett Railroad	24
Gettysburg & Northern Railroad	27
Ithaca Central Railroad	1
Juniata Valley Railroad	64
Kasgro Rail Lines	4
Landisville Railroad	1
Lehigh Valley Rail - Bethlehem Div.	5
Lehigh Valley Rail - Johnstown Div.	19
Lycoming Valley Railroad	107
Maryland Midland Railway	1
Middletown & Hummelstown Railroad	7
N. D. C. Railroad	1
New Castle Industrial Railroad	16

Pennsylvania 2021 Totals	Number of Freight Railroads	Miles Operated	
		Excluding Trackage Rights	Including Trackage Rights
Class I	3	2,423	3,632
Regional	3	730	984
Short Line	53	2,075	2,243
<b>Total</b>	<b>59</b>	<b>5,228</b>	<b>6,859</b>

	Miles Operated In Pennsylvania in 2021
<b>Short Line Railroads, cont.</b>	
New Hope Railroad	19
Nittany & Bald Eagle Railroad	125
North Shore Railroad	37
Oil Creek & Titusville Lines	14
Pennsylvania & Southern Railway	15
Pennsylvania Northeastern Railroad	56
Pennsylvania Southwestern Railroad	12
Pittsburgh & Ohio Central Railroad	38
Pittsburgh, Allegheny & McKees Rocks RR	5
R. J. Corman - Allentown Lines	2
R. J. Corman - Lehigh Line	60
R. J. Corman - Luzerne and Susquehanna	60
R. J. Corman - Pennsylvania Lines	243
Reading, Blue Mountain and Northern RR	400
Shamokin Valley Railroad	29
SMS Rail Service	4
Southwest Pennsylvania Railroad	66
Strasburg Rail Road	5
Tyburn Railroad	15
Union County Industrial Railroad	12
Union Railroad Company	22
Upper Merion & Plymouth Railroad	6
Wellsboro & Corning Railroad	29
Western New York & Pennsylvania RR	159
York Railway Company	53
Youngstown & Southeastern Railroad	5
	2,243

**Class I Railroad:** A railroad with 2021 operating revenues of at least \$943.9 million. **Regional Railroad:** A non-Class I line-haul railroad that has annual revenues of at least \$40 million, or that operates at least 350 miles of road and revenues of at least \$20 million. **Short Line Railroad:** A railroad which is neither a Class I nor a Regional Railroad.



Map is based on the 2022 North American Rail Network published by the U.S. Department of Transportation. Some mileage figures are AAR estimates.