

Freight railroads	18
Freight railroad mileage	3,222
Freight rail employees	1,766
Average wages and benefits per employee	\$126,220
Railroad retirement beneficiaries	4,600
Railroad retirement benefits paid	\$123 million

Quick Facts



Privately Owned: Freight railroads operate on a nearly 140,000-mile network they almost exclusively own, maintain and pay for themselves.



Sustainable: Railroads are the most fuel efficient way to move freight over land. It would have taken approximately 1.1 million additional trucks to handle the 19.3 million tons of freight that originated by rail in Oklahoma in 2021.

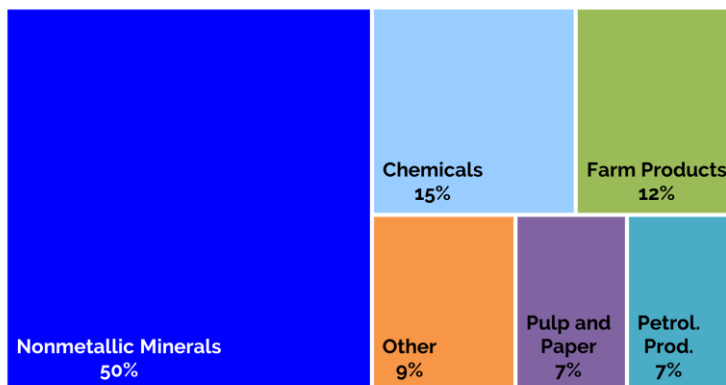


Economic Driver: Railroads haul 1/3 of U.S. exports and serve nearly every sector of the economy, from moving the food we eat to the chemicals that treat our water.

Rail Traffic Originated in 2021

Total Tons: 19.3 million

Total Carloads: 211,900



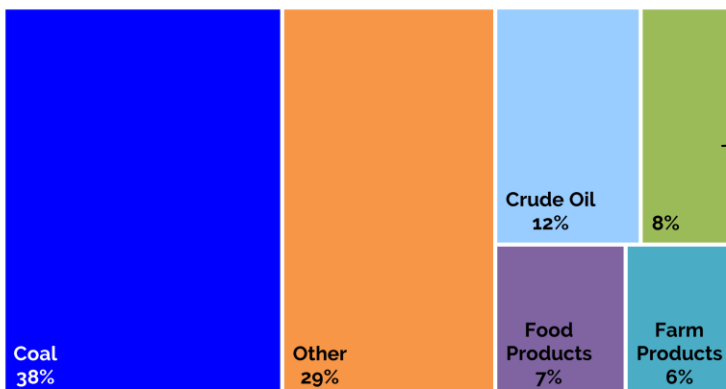
Commodity	Tons (mil)	Carloads
Nonmetallic Minerals	9.6	92,700
Chemicals	2.9	30,500
Farm Products	2.4	23,200
Pulp and Paper	1.3	17,300
Petroleum Products	1.3	15,900
Other	1.8	32,300

Source: AAR analysis of industry data
(% based on tonnage)

Rail Traffic Terminated in 2021

Total Tons: 17.6 million

Total Carloads: 186,500



Commodity	Tons (mil)	Carloads
Coal	6.6	56,500
Crude Oil	2.2	23,200
Nonmetallic Minerals	1.3	13,000
Food Products	1.2	13,000
Farm Products	1.1	10,500
Other	5.1	70,400

Source: AAR analysis of industry data
(% based on tonnage)

	Miles Operated In Oklahoma in 2021
Class I Railroads	
BNSF Railway Company	1,287
Kansas City Southern Railway Co.	147
Union Pacific Railroad Co.	1,240
	<hr/> 2,674

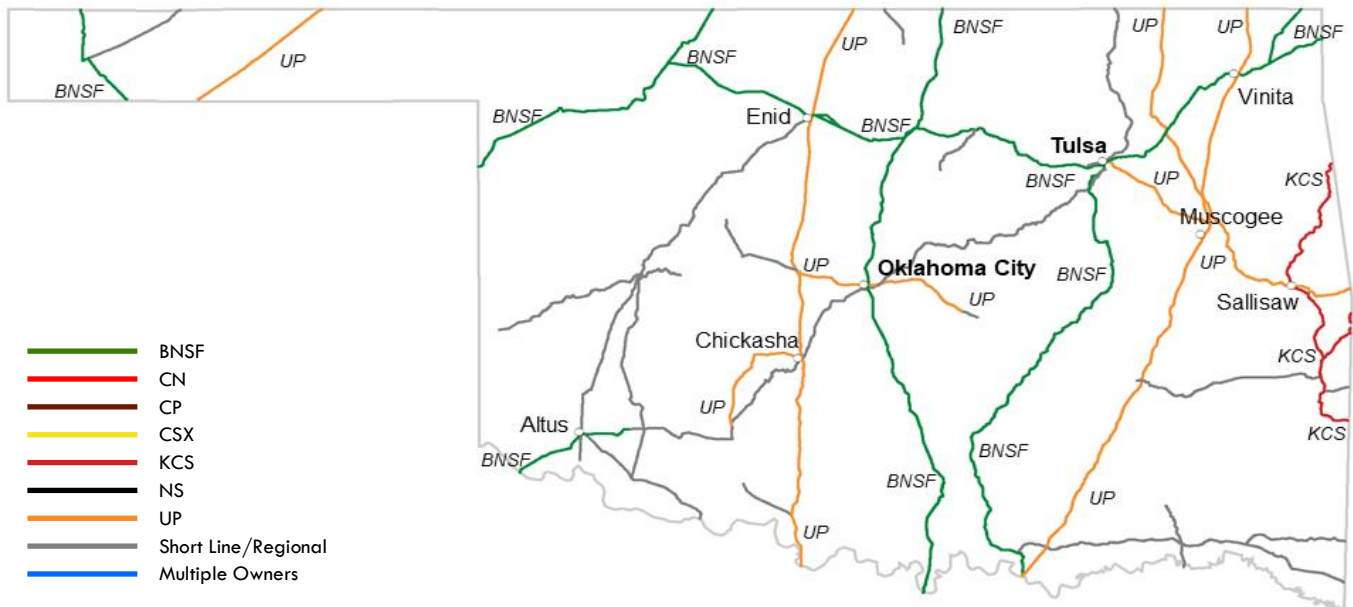
Regional Railroads
(none)

Short Line Railroads

Arkansas Southern Railroad	7
Arkansas-Oklahoma Railroad	135
AT&L Railroad	49
Blackwell Northern Gateway Railroad	17
Cimarron Valley Railroad	35
De Queen & Eastern Railroad	44
Farmrail	171
Grainbelt	225
Kiamichi Railroad	217
Northwestern Oklahoma Railroad	5
Sand Springs Railway	32
South Kansas & Oklahoma Railroad	68
Stillwater Central Railroad.	285
Tulsa-Sapulpa Union Railway	23
Wichita, Tillman & Jackson Railway	61
	<hr/> 1,374

**Oklahoma
2021 Totals**

	Number of Freight Railroads	Miles Operated	
		Excluding Trackage Rights	Including Trackage Rights
Class I	3	1,923	2,674
Regional	0	0	0
Short Line	15	1,299	1,374
Total	18	3,222	4,048



Map is based on the 2022 North American Rail Network published by the U.S. Department of Transportation. Some mileage figures are AAR estimates.

Class I Railroad: A railroad with 2021 operating revenues of at least \$943.9 million. **Regional Railroad:** A non-Class I line-haul railroad that has annual revenues of at least \$40 million, or that operates at least 350 miles of road and revenues of at least \$20 million. **Short Line Railroad:** A railroad which is neither a Class I nor a Regional Railroad.