

New Jersey

Freight Rail 2021 Data

Freight railroads	19
Freight railroad mileage	1,087
Freight rail employees	887
Average wages and benefits per employee	\$119,780
Railroad retirement beneficiaries	8,500
Railroad retirement benefits paid	\$246 million

Quick Facts



Privately Owned: Freight railroads operate on a nearly 140,000-mile network they almost exclusively own, maintain and pay for themselves.

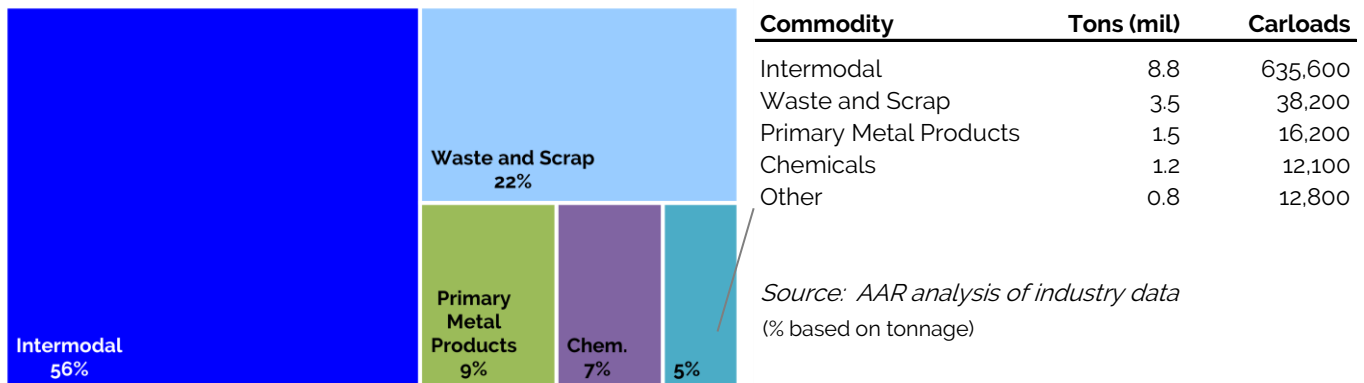


Sustainable: Railroads are the most fuel efficient way to move freight over land. It would have taken approximately 872,000 additional trucks to handle the 15.7 million tons of freight that originated by rail in New Jersey in 2021.




Economic Driver: Railroads haul 1/3 of U.S. exports and serve nearly every sector of the economy, from moving the food we eat to the chemicals that treat our water.

Rail Traffic Originated in 2021 Total Tons: 15.7 million Total Carloads: 714,800

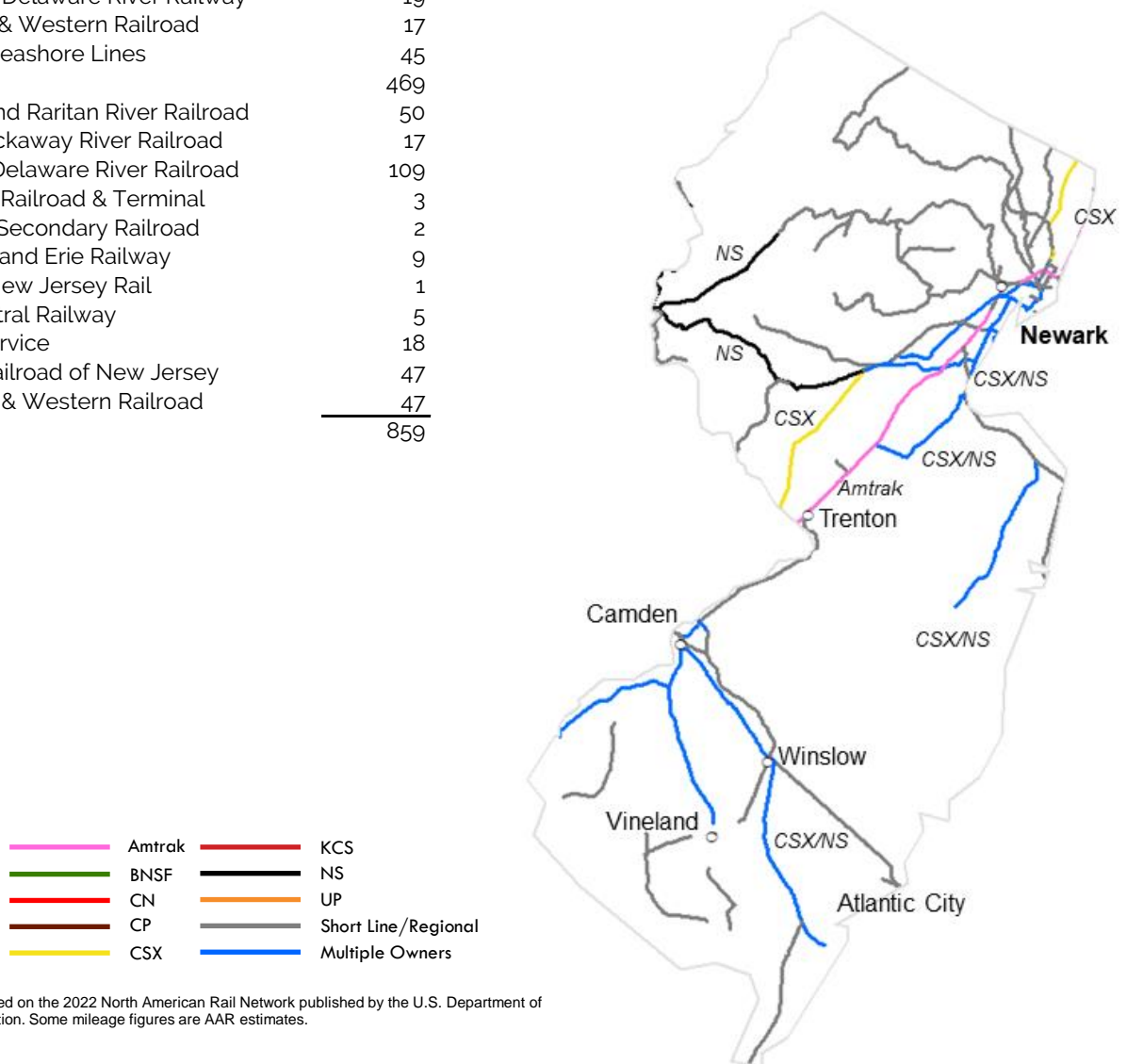


Rail Traffic Terminated in 2021 Total Tons: 22.6 million Total Carloads: 766,200



	Miles Operated In New Jersey in 2021
Class I Railroads	
CSX Transportation	624
Norfolk Southern Corp.	902
	<hr/> 1,526
Regional Railroads	
New York, Susquehanna & Western	91
	<hr/> 91
Short Line Railroads	
Bayway Terminal Switching Co.	1
Belvidere & Delaware River Railway	19
Black River & Western Railroad	17
Cape May Seashore Lines	45
Conrail	469
Delaware and Raritan River Railroad	50
Dover & Rockaway River Railroad	17
Dover and Delaware River Railroad	109
East Jersey Railroad & Terminal	3
Hainesport Secondary Railroad	2
Morristown and Erie Railway	9
New York New Jersey Rail	1
Raritan Central Railway	5
SMS Rail Service	18
Southern Railroad of New Jersey	47
Winchester & Western Railroad	47
	<hr/> 859

New Jersey 2021 Totals	Number of Freight Railroads	Miles Operated	
		Excluding Trackage Rights	Including Trackage Rights
Class I	2	138	1,526
Regional	1	91	91
Short Line	16	858	859
Total	19	1,087	2,476



Map is based on the 2022 North American Rail Network published by the U.S. Department of Transportation. Some mileage figures are AAR estimates.

Class I Railroad: A railroad with 2021 operating revenues of at least \$943.9 million. **Regional Railroad:** A non-Class I line-haul railroad that has annual revenues of at least \$40 million, or that operates at least 350 miles of road and revenues of at least \$20 million. **Short Line Railroad:** A railroad which is neither a Class I nor a Regional Railroad.