

Rail Fast Facts For 2019

Freight railroads	9
Freight railroad mileage	3,062
Freight rail employees	10,214
Average wages & benefits per employee	\$129,070
Railroad retirement beneficiaries	14,500
Railroad retirement benefits paid	\$427 million

U.S. Economy:

According to a Towson University study, in 2017, America's Class I railroads supported:

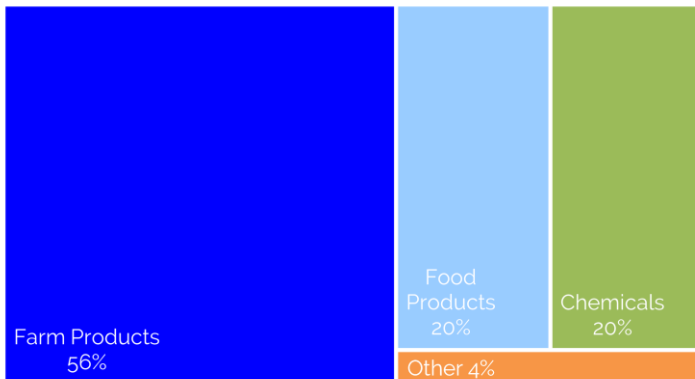


Sustainability:

Railroads are the most fuel efficient way to move freight over land. It would have taken approximately 21.0 million additional trucks to handle the 377.1 million tons of freight that moved by rail in Nebraska in 2019.



Rail Traffic Originated in 2019 Total Tons: 33.6 million Total Carloads: 359,600

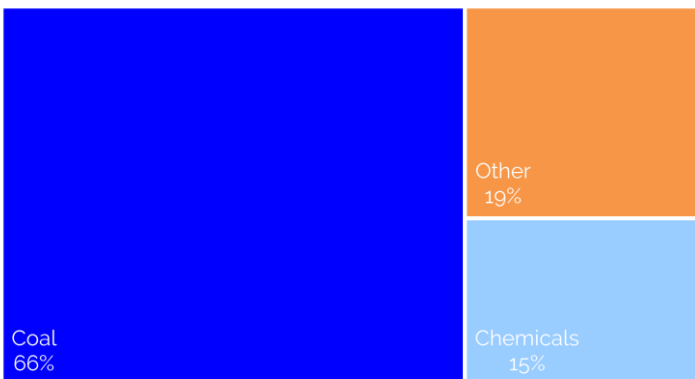


Commodity	Tons (mil)	Carloads
Farm Products	18.7	180,900
Food Products	6.7	70,100
Chemicals	6.7	70,100
Other	1.5	38,600

Source: AAR analysis of industry data

(% based on tonnage)

Rail Traffic Terminated in 2019 Total Tons: 20.2 million Total Carloads: 198,800



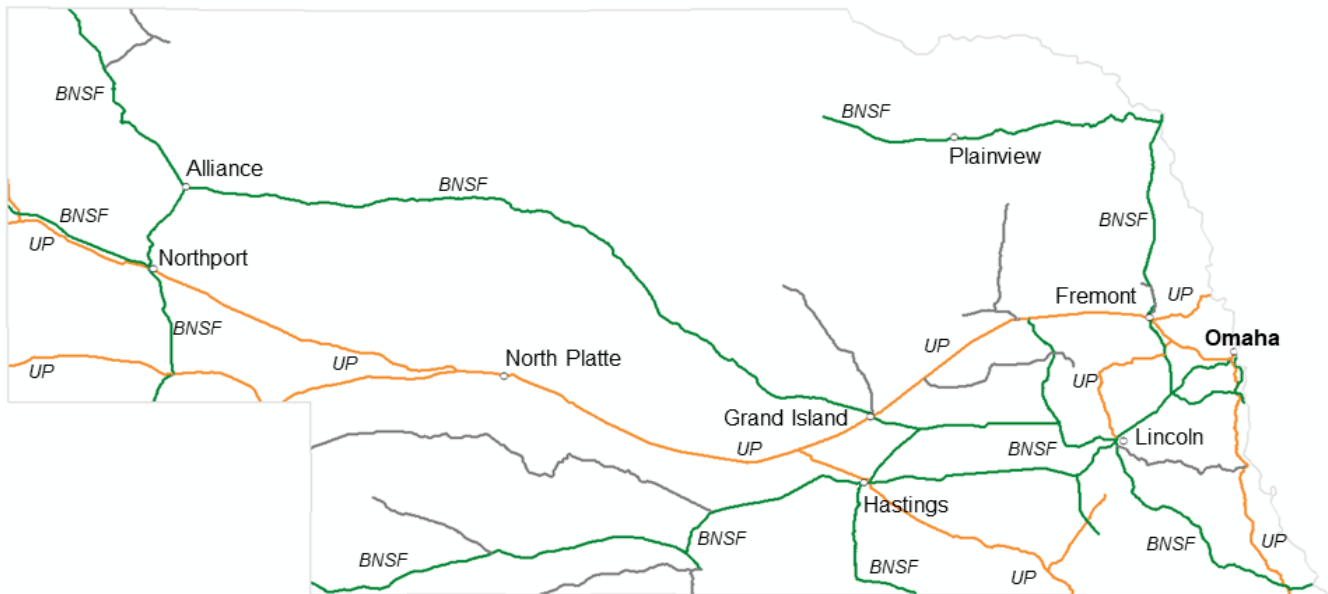
Commodity	Tons (mil)	Carloads
Coal	13.4	114,400
Chemicals	3.0	31,900
Other	3.8	52,400

Source: AAR analysis of industry data

(% based on tonnage)

	Miles Operated In Nebraska in 2019
Class I Railroads	
BNSF Railway Company	1,522
Union Pacific Railroad Co.	1,066
	<u>2,588</u>
Regional Railroads	
Nebraska, Kansas, & Colorado Railway	319
Rapid City Pierre & Eastern Railroad	13
	<u>332</u>
Short Line Railroads	
Manning Rail	7
Nebraska Central Railroad	327
Nebraska Northwestern Railroad	33
Omaha, Lincoln & Beatrice Railway	2
Sidney and Lowe Railroad	11
	<u>380</u>

Nebraska 2019 Totals	Number of Freight Railroads	Miles Operated	
		Excluding Trackage Rights	Including Trackage Rights
Class I	2	2,449	2,588
Regional	2	303	332
Short Line	5	310	380
Total	9	3,062	3,300



- BNSF
- CN
- CP
- CSX
- KCS
- NS
- UP
- Short Line/Regional
- Multiple Owners

Map is based on the 2020 National Transportation Atlas Database published by the U.S. DOT, Bureau of Transportation Statistics. Some mileage figures are AAR estimates.

Class I Railroad: A railroad with 2019 operating revenues of at least \$504.8 million. **Regional Railroad:** A non-Class I line-haul railroad that has annual revenues of at least \$40 million, or that operates at least 350 miles of road and revenues of at least \$20 million. **Short Line Railroad:** A railroad which is neither a Class I nor a Regional Railroad.