

Rail Fast Facts For 2019

Freight railroads	24
Freight railroad mileage	2,507
Freight rail employees	1,923
Average wages & benefits per employee	\$117,290
Railroad retirement beneficiaries	5,300
Railroad retirement benefits paid	\$135 million

U.S. Economy:

According to a Towson University study, in 2017, America's Class I railroads supported:



Sustainability:

Railroads are the most fuel efficient way to move freight over land. It would have taken approximately 6.4 million additional trucks to handle the 114.8 million tons of freight that moved by rail in Mississippi in 2019.



Rail Traffic Originated in 2019 Total Tons: 10.9 million Total Carloads: 138,900

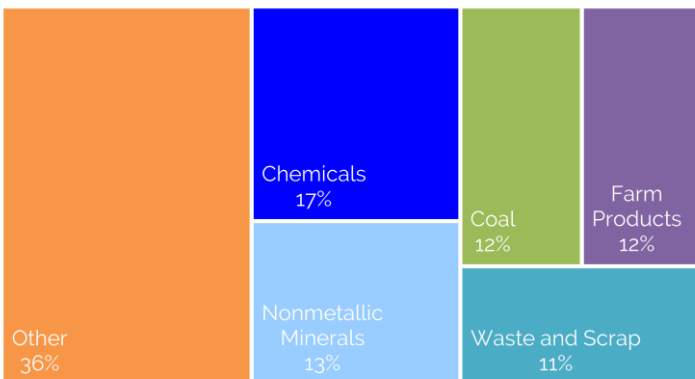


Commodity	Tons (mil)	Carloads
Chemicals	2.9	30,400
Primary Metal Products	1.8	19,900
Pulp and Paper	1.3	16,800
Petroleum Products	1.1	14,000
Nonmetallic Minerals	1.0	10,000
Other	2.8	47,900

Source: AAR analysis of industry data

(% based on tonnage)

Rail Traffic Terminated in 2019 Total Tons: 13.8 million Total Carloads: 148,500



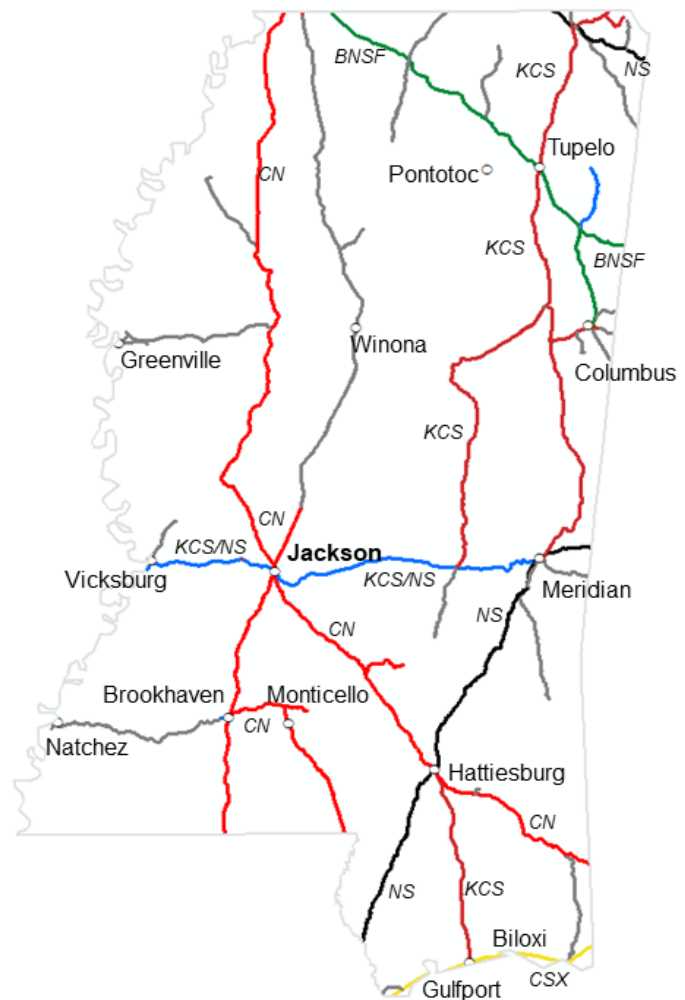
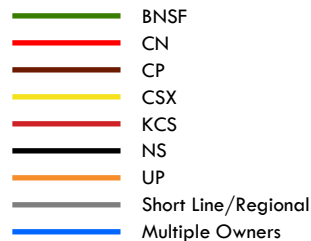
Commodity	Tons (mil)	Carloads
Chemicals	2.3	24,400
Nonmetallic Minerals	1.8	17,000
Coal	1.6	13,800
Farm Products	1.6	15,400
Waste and Scrap	1.5	16,400
Other	5.0	61,500

Source: AAR analysis of industry data

(% based on tonnage)

	Miles Operated In Mississippi in 2019
Class I Railroads	
BNSF Railway Company	179
Canadian National	575
CSX Transportation	94
Kansas City Southern Railway Co.	724
Norfolk Southern Corp.	211
	<hr/> 1,783
Regional Railroads	
Alabama & Gulf Coast Railway	51
	<hr/> 51
Short Line Railroads	
Alabama Southern Railroad	35
Columbus & Greenville Railway	83
Golden Triangle Railroad	18
Grenada Railway	218
Luxapalita Valley Railroad	6
Meridian and Bigbee Railroad	23
Meridian Southern Railway	55
Mississippi Central Railroad	111
Mississippi Delta Railroad	60
Mississippi Export Railroad	42
Mississippi Southern Railroad	101
Mississippian Railway	25
Natchez Railway	65
Old Augusta Railroad	3
Port Bienville Railroad	9
Ripley & New Albany Railroad	27
Vicksburg Southern Railroad	24
West Tennessee Railroad	2
	<hr/> 907

Mississippi 2019 Totals	Number of Freight Railroads	Miles Operated	
		Excluding Trackage Rights	Including Trackage Rights
Class I	5	1,612	1,783
Regional	1	15	51
Short Line	18	880	907
Total	24	2,507	2,741



Map is based on the 2020 National Transportation Atlas Database published by the U.S. DOT, Bureau of Transportation Statistics. Some mileage figures are AAR estimates.

Class I Railroad: A railroad with 2019 operating revenues of at least \$504.8 million. **Regional Railroad:** A non-Class I line-haul railroad that has annual revenues of at least \$40 million, or that operates at least 350 miles of road and revenues of at least \$20 million. **Short Line Railroad:** A railroad which is neither a Class I nor a Regional Railroad.