

Minnesota

Freight Rail 2021 Data

Freight railroads	19
Freight railroad mileage	4,373
Freight rail employees	3,750
Average wages and benefits per employee	\$132,590
Railroad retirement beneficiaries	12,600
Railroad retirement benefits paid	\$331 million

Quick Facts



Privately Owned: Freight railroads operate on a nearly 140,000-mile network they almost exclusively own, maintain and pay for themselves.

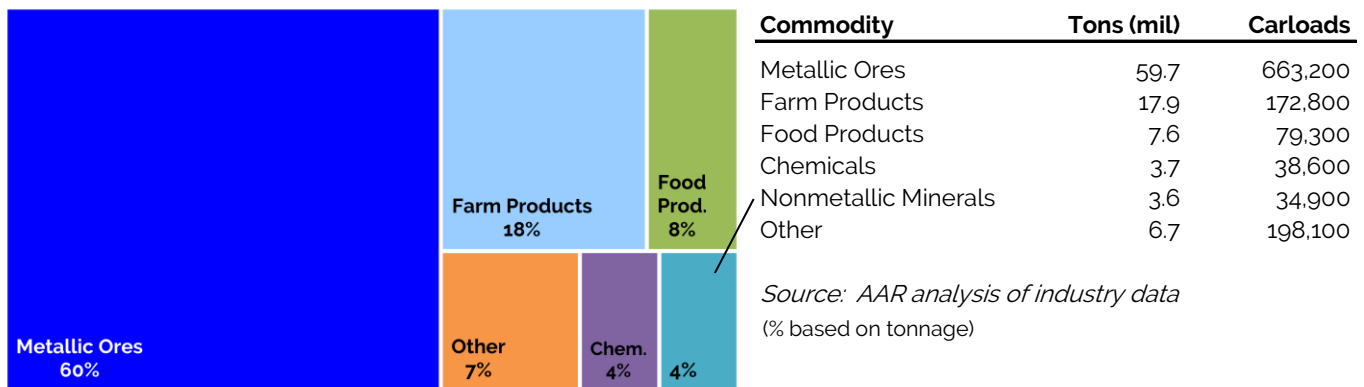


Sustainable: Railroads are the most fuel efficient way to move freight over land. It would have taken approximately 5.5 million additional trucks to handle the 99.1 million tons of freight that originated by rail in Minnesota in 2021.

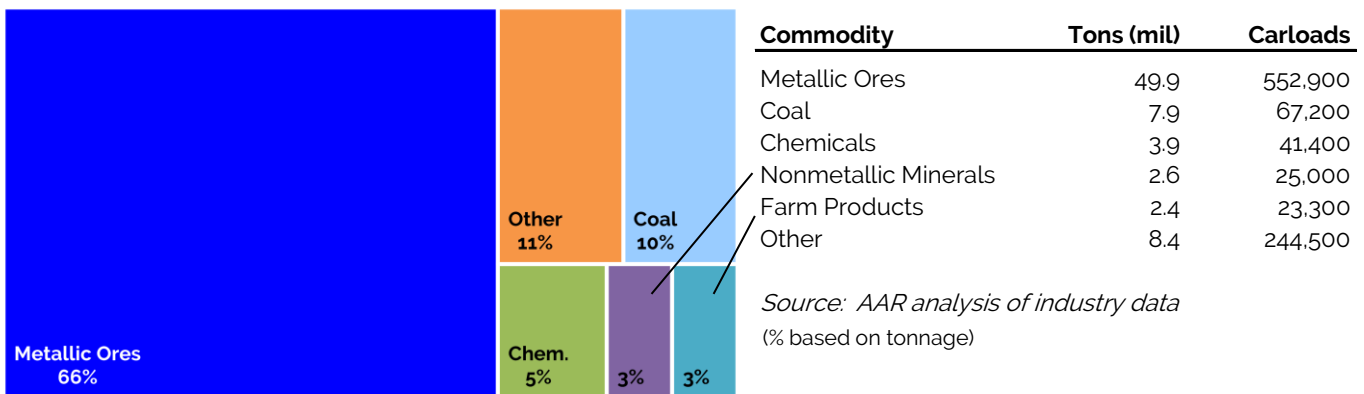


Economic Driver: Railroads haul 1/3 of U.S. exports and serve nearly every sector of the economy, from moving the food we eat to the chemicals that treat our water.

Rail Traffic Originated in 2021 Total Tons: 99.1 million Total Carloads: 1,186,900



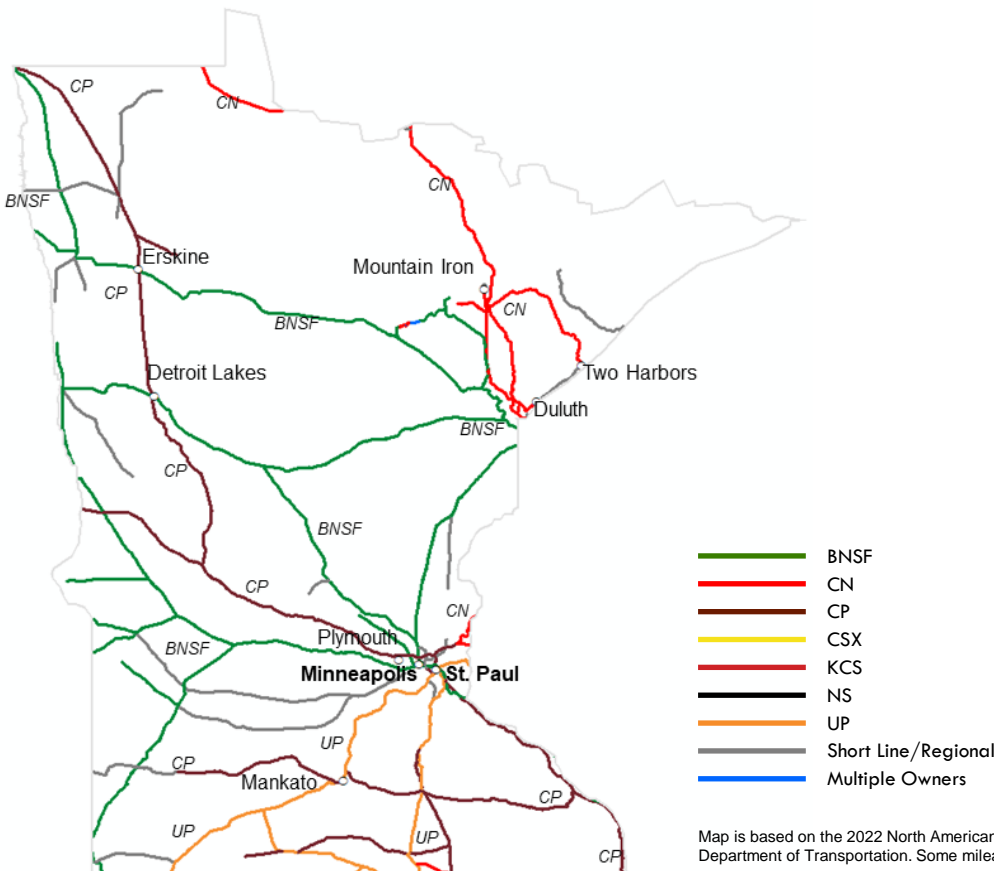
Rail Traffic Terminated in 2021 Total Tons: 75.1 million Total Carloads: 954,300



	Miles Operated In Minnesota in 2021
Class I Railroads	
BNSF Railway Company	1,712
Canadian National	378
Canadian Pacific Railway	1,701
Union Pacific Railroad Co.	644
	<hr/> 4,435
Regional Railroads	
Rapid City Pierre & Eastern Railroad	140
Red River Valley & Western Railroad	32
	<hr/> 172
Short Line Railroads	
Cannon Valley Railroad	17
Cloquet Terminal Railroad	4
Ellis & Eastern Railroad	42
Minnesota Commercial Railway	150
Minnesota Northern Railroad	192
Minnesota Prairie Line	94
Minnesota, Dakota & Western Railway	4

Minnesota 2021 Totals	Number of Freight Railroads	Miles Operated	
		Excluding Trackage Rights	Including Trackage Rights
Class I	4	3,437	4,435
Regional	2	46	172
Short Line	13	890	984
Total	19	4,373	5,591

Miles Operated In Minnesota in 2021	
Short Line Railroads, cont.	
Northern Lines Railway	28
Northern Plains Railroad	43
Otter Tail Valley Railroad	81
Progressive Rail	97
St. Croix Valley Railroad	36
Twin Cities & Western Railroad	196
	<hr/> 984



Map is based on the 2022 North American Rail Network published by the U.S. Department of Transportation. Some mileage figures are AAR estimates.

Class I Railroad: A railroad with 2021 operating revenues of at least \$943.9 million. **Regional Railroad:** A non-Class I line-haul railroad that has annual revenues of at least \$40 million, or that operates at least 350 miles of road and revenues of at least \$20 million. **Short Line Railroad:** A railroad which is neither a Class I nor a Regional Railroad.