

# Michigan

## Freight Rail 2021 Data

Freight railroads .....	28
Freight railroad mileage .....	3,429
Freight rail employees .....	2,352
Average wages and benefits per employee .....	\$125,080
Railroad retirement beneficiaries .....	11,500
Railroad retirement benefits paid .....	\$306 million

### Quick Facts



**Privately Owned:** Freight railroads operate on a nearly 140,000-mile network they almost exclusively own, maintain and pay for themselves.



**Sustainable:** Railroads are the most fuel efficient way to move freight over land. It would have taken approximately 1.2 million additional trucks to handle the 20.9 million tons of freight that originated by rail in Michigan in 2021.




**Economic Driver:** Railroads haul 1/3 of U.S. exports and serve nearly every sector of the economy, from moving the food we eat to the chemicals that treat our water.

### Rail Traffic Originated in 2021

Total Tons: 20.9 million

Total Carloads: 525,700



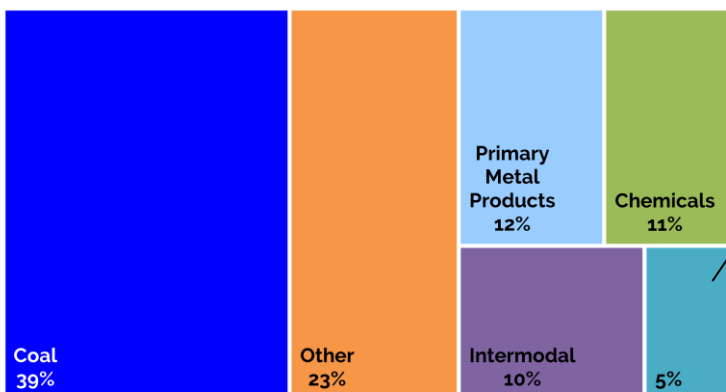
Commodity	Tons (mil)	Carloads
Transportation Equip.	3.4	160,200
Intermodal	2.7	196,600
Primary Metal Products	2.4	26,400
Farm Products	2.3	22,600
Waste and Scrap	1.8	19,600
Other	8.2	100,300

Source: AAR analysis of industry data  
(% based on tonnage)

### Rail Traffic Terminated in 2021

Total Tons: 28.7 million

Total Carloads: 502,800



Commodity	Tons (mil)	Carloads
Coal	11.3	96,700
Primary Metal Products	3.3	36,100
Chemicals	3.1	32,600
Intermodal	3.0	216,200
Lumber, Wood Products	1.4	14,900
Other	6.6	106,300

Source: AAR analysis of industry data  
(% based on tonnage)

	Miles Operated In Michigan in 2021
<b>Class I Railroads</b>	
Canadian National	872
Canadian Pacific Railway	80
CSX Transportation	483
Norfolk Southern Corp.	488
	<hr/> 1,923

**Regional Railroads**  
(none)

**Short Line Railroads**

Adrian & Blissfield Rail Road	20
Ann Arbor Railroad	47
Charlotte Southern Railroad	3
Conrail	96
Delray Connecting Railroad	2
Detroit Connecting Railroad	2
Escanaba & Lake Superior Railroad	263
Grand Elk Railroad	110
Grand Rapids Eastern Railroad	27
Great Lakes Central Railroad	396
Hamilton Northwestern Railroad	6
Huron & Eastern Railway	394
Indiana & Ohio Railway	44
Indiana Northeastern Railroad	48











**Michigan 2021 Totals**

	Number of Freight Railroads	Miles Operated	
		Excluding Trackage Rights	Including Trackage Rights
Class I	4	1,324	1,923
Regional	0	0	0
Short Line	24	2,105	2,219
<b>Total</b>	<b>28</b>	<b>3,429</b>	<b>4,142</b>

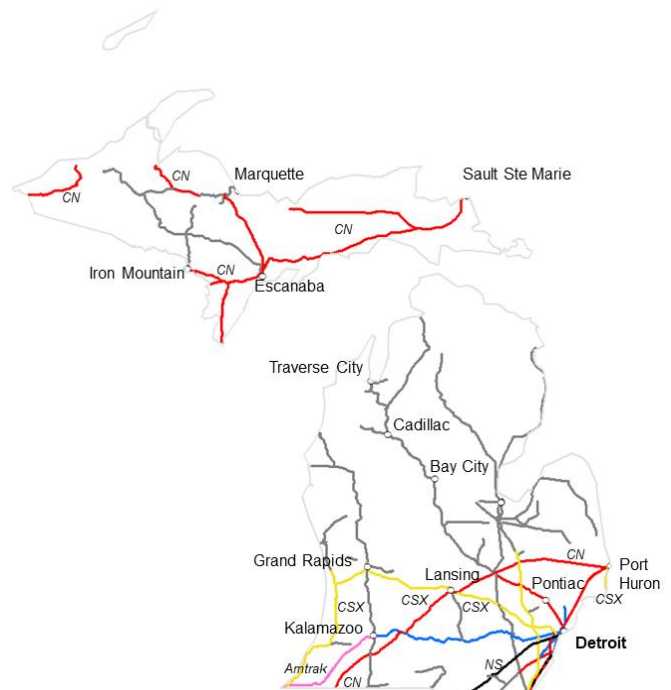
**Miles Operated In Michigan in 2021**

**Short Line Railroads, cont.**

Jackson & Lansing Railroad	47
Lake State Railway	375
Lake Superior & Ishpeming Railroad	25
Lapeer Industrial Railroad	1
Marquette Rail	162
Michigan Shore Railroad	68
Michigan Southern Railroad	21
Mid-Michigan Railroad	33
Mineral Range Railroad	14
West Michigan Railroad	15
	<hr/> 2,219

 Amtrak	 KCS
 BNSF	 NS
 CN	 UP
 CP	 Short Line/Regional
 CSX	 Multiple Owners

Map is based on the 2022 North American Rail Network published by the U.S. Department of Transportation. Some mileage figures are AAR estimates.



**Class I Railroad:** A railroad with 2021 operating revenues of at least \$943.9 million. **Regional Railroad:** A non-Class I line-haul railroad that has annual revenues of at least \$40 million, or that operates at least 350 miles of road and revenues of at least \$20 million. **Short Line Railroad:** A railroad which is neither a Class I nor a Regional Railroad.