

Kansas

Freight Rail 2021 Data

Freight railroads	14
Freight railroad mileage	4,748
Freight rail employees	4,296
Average wages and benefits per employee	\$134,030
Railroad retirement beneficiaries	12,500
Railroad retirement benefits paid	\$356 million

Quick Facts



Privately Owned: Freight railroads operate on a nearly 140,000-mile network they almost exclusively own, maintain and pay for themselves.

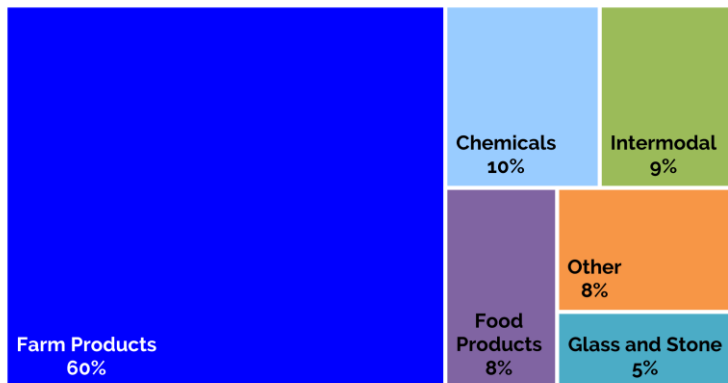


Sustainable: Railroads are the most fuel efficient way to move freight over land. It would have taken approximately 1.6 million additional trucks to handle the 28.6 million tons of freight that originated by rail in Kansas in 2021.



Economic Driver: Railroads haul 1/3 of U.S. exports and serve nearly every sector of the economy, from moving the food we eat to the chemicals that treat our water.

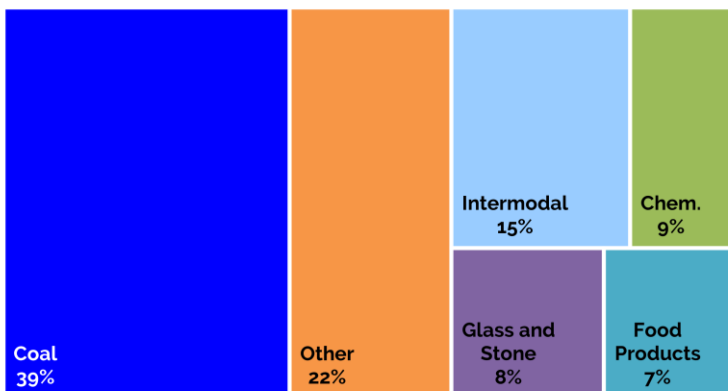
Rail Traffic Originated in 2021 Total Tons: 28.6 million Total Carloads: 458,600



Commodity	Tons (mil)	Carloads
Farm Products	17.1	165,400
Chemicals	2.8	29,000
Intermodal	2.6	187,900
Food Products	2.4	24,600
Glass and Stone	1.4	14,400
Other	2.4	37,200

Source: AAR analysis of industry data
(% based on tonnage)

Rail Traffic Terminated in 2021 Total Tons: 18.2 million Total Carloads: 368,500



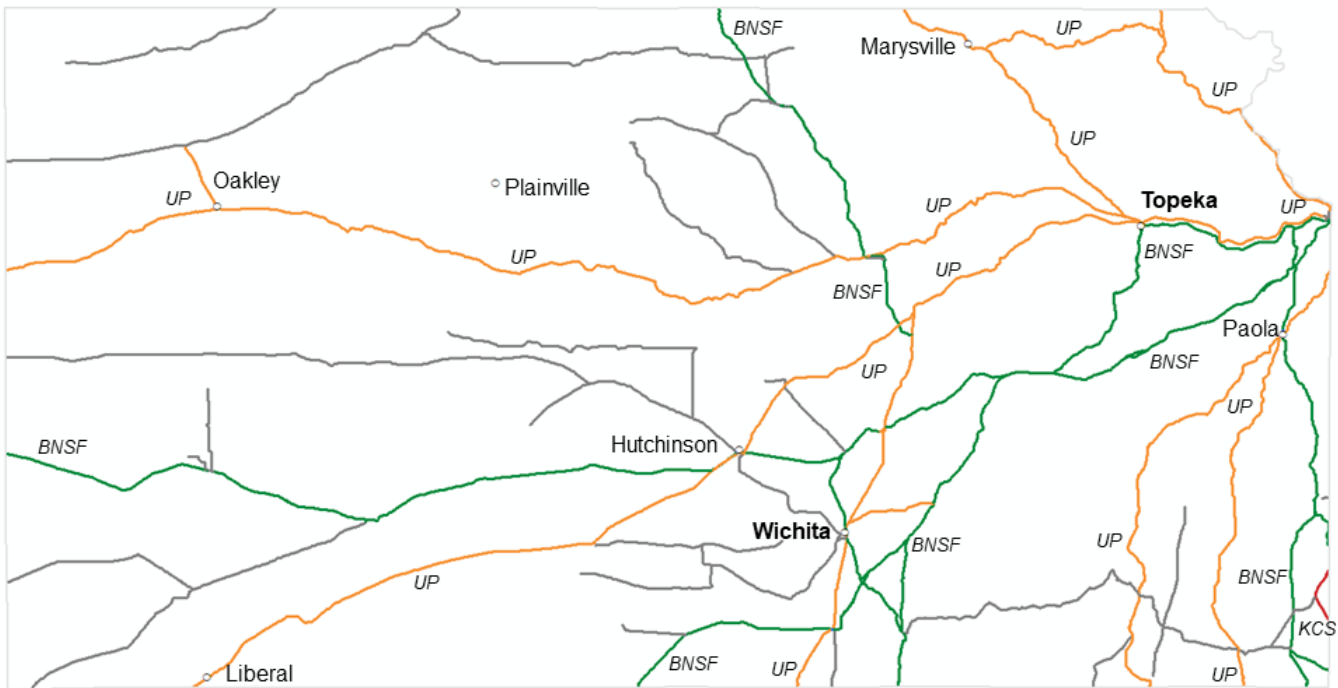
Commodity	Tons (mil)	Carloads
Coal	7.1	61,000
Intermodal	2.8	203,700
Chemicals	1.7	17,500
Glass and Stone	1.4	14,000
Food Products	1.2	12,600
Other	4.0	59,600

Source: AAR analysis of industry data
(% based on tonnage)

	Miles Operated In Kansas in 2021
Class I Railroads	
BNSF Railway Company	1,582
Kansas City Southern Railway Co.	18
Norfolk Southern Corp.	2
Union Pacific Railroad Co.	2,199
	<u>3,801</u>
Regional Railroads	
Kansas & Oklahoma Railroad	907
Kyle Railroad	471
Nebraska, Kansas, & Colorado Railway	125
	<u>1,503</u>
Short Line Railroads	
Blackwell Northern Gateway Railroad	18
Cimarron Valley Railroad	172
Garden City Western Railway	52
Kaw River Railroad	28

Kansas 2021 Totals	Number of Freight Railroads	Miles Operated	
		Excluding Trackage Rights	Including Trackage Rights
Class I	4	2,721	3,801
Regional	3	1,480	1,503
Short Line	7	547	586
Total	14	4,748	5,890

Miles Operated In Kansas in 2021	
Short Line Railroads, cont.	
South Kansas & Oklahoma Railroad	282
V & S Railway	27
Wichita Terminal Association	7
	<u>586</u>



- BNSF
- CN
- CP
- CSX
- KCS
- NS
- UP
- Short Line/Regional
- Multiple Owners

Map is based on the 2022 North American Rail Network published by the U.S. Department of Transportation. Some mileage figures are AAR estimates.

Class I Railroad: A railroad with 2021 operating revenues of at least \$943.9 million. **Regional Railroad:** A non-Class I line-haul railroad that has annual revenues of at least \$40 million, or that operates at least 350 miles of road and revenues of at least \$20 million. **Short Line Railroad:** A railroad which is neither a Class I nor a Regional Railroad.