

Rail Fast Facts For 2019

Freight railroads	52
Freight railroad mileage	6,883
Freight rail employees	11,772
Average wages & benefits per employee	\$134,270
Railroad retirement beneficiaries	30,300
Railroad retirement benefits paid	\$786 million

U.S. Economy:

According to a Towson University study, in 2017, America's Class I railroads supported:



Sustainability:

Railroads are the most fuel efficient way to move freight over land. It would have taken approximately 28.2 million additional trucks to handle the 507.4 million tons of freight that moved by rail in Illinois in 2019.

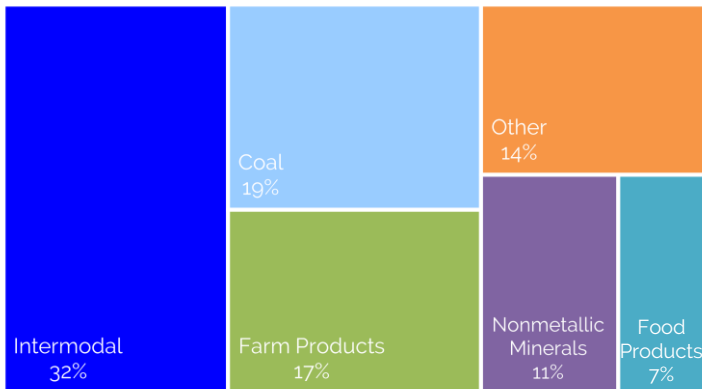


On average, railroads move **1 ton of freight 470+ miles on 1 gallon of fuel**



1 train can carry as much freight as several hundred trucks

Rail Traffic Originated in 2019 Total Tons: 125.9 million Total Carloads: 3,796,300

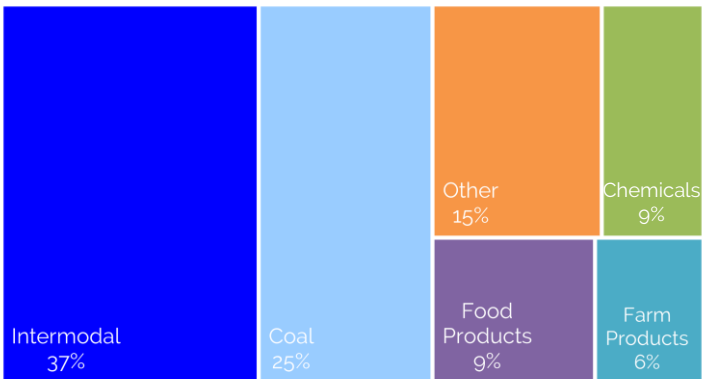


Commodity	Tons (mil)	Carloads
Intermodal	40.5	2,937,300
Coal	23.4	200,200
Farm Products	21.6	208,500
Nonmetallic Minerals	13.3	128,600
Food Products	8.9	92,400
Other	18.2	229,500

Source: AAR analysis of industry data

(% based on tonnage)

Rail Traffic Terminated in 2019 Total Tons: 107.4 million Total Carloads: 3,637,400



Commodity	Tons (mil)	Carloads
Intermodal	40.2	2,915,000
Coal	26.5	226,900
Chemicals	9.7	101,100
Food Products	9.2	96,000
Farm Products	6.1	58,600
Other	15.6	239,800

Source: AAR analysis of industry data

(% based on tonnage)

	Miles Operated In Illinois in 2019
Class I Railroads	
BNSF Railway Company	1,534
Canadian National	1,278
Canadian Pacific Railway	397
CSX Transportation	703
Kansas City Southern Railway Co.	203
Norfolk Southern Corp.	1,263
Union Pacific Railroad Co.	2,315
	7,693

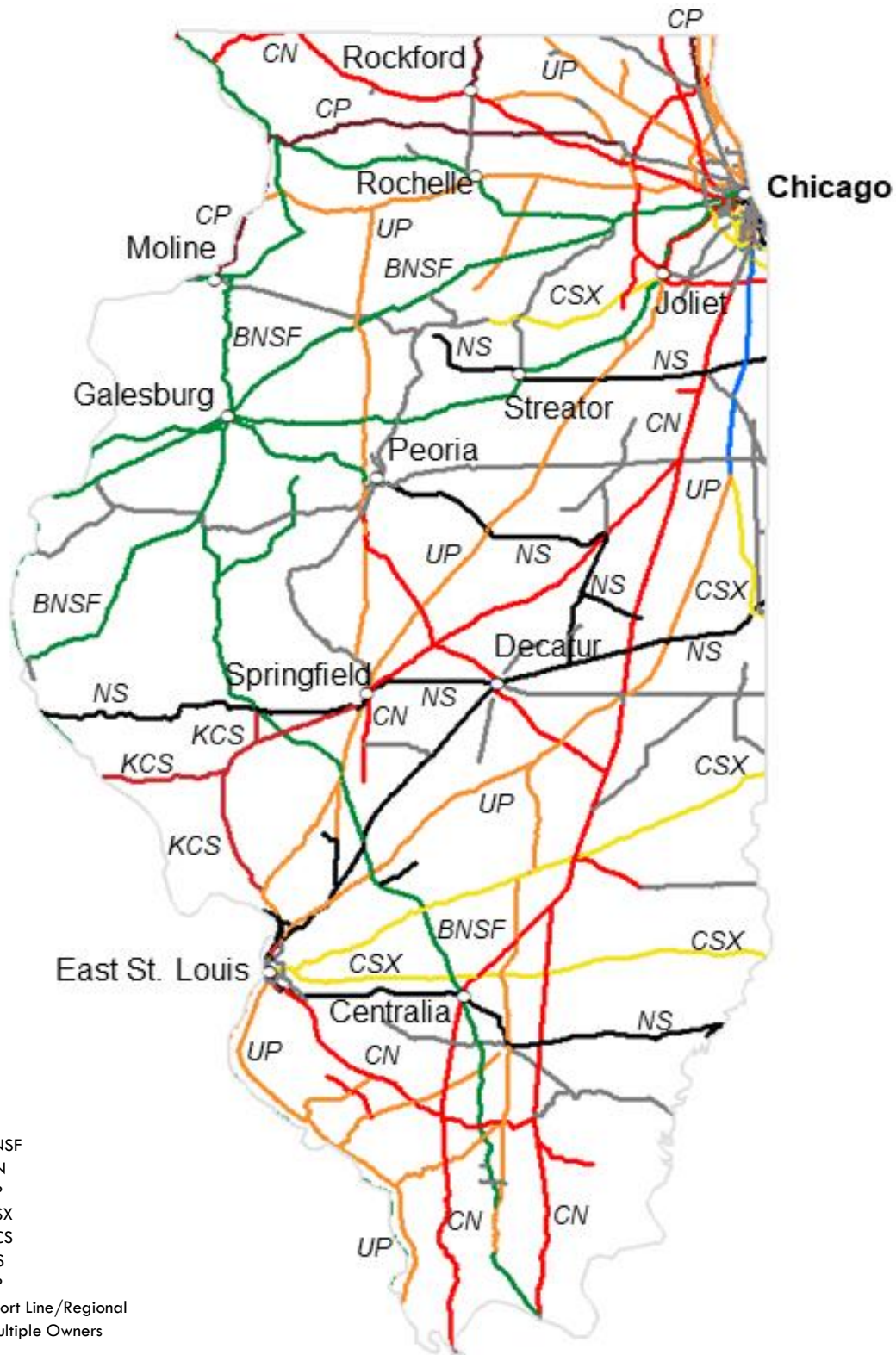
Regional Railroads	
Decatur & Eastern Illinois Railroad	164
Indiana Rail Road	119
Iowa Interstate Railroad	218
Wisconsin & Southern Railroad	108
	609

Short Line Railroads	
A & R Terminal Railroad	6
Ag Valley Railroad	3
Belt Railway Company of Chicago	28
Bloomer Line	50
Burlington Junction Railway	20
Chicago Junction Railway	2
Chicago Port Railroad	1
Chicago Rail & Port	1
Chicago Rail Link	72
Chicago, Ft. Wayne & Eastern Railroad	8
Chicago, South Shore & South Bend Railroad	25
Chicago, St. Paul & Pacific Railroad	3
Cicero Central Railroad	1
Crab Orchard & Egyptian Railway	14
Decatur Central Railroad	16
Decatur Junction Railway	21
Effingham Railroad	2
Elwood Joliet & Southern Railroad	1
Evansville Western Railway	46

Illinois 2019 Totals	Number of Freight Railroads	Miles Operated	
		Excluding Trackage Rights	Including Trackage Rights
Class I	7	5,611	7,693
Regional	4	313	609
Short Line	41	959	1,219
Total	52	6,883	9,521

	Miles Operated In Illinois in 2019
Short Line Railroads, cont.	
Great Lakes Terminal Railroad	2
Herrin Railroad	4
Illinois & Midland Railroad	189
Illinois Railway	133
Illinois Western Railroad	3
Indiana Harbor Belt Railroad	69
Kankakee, Beaverville & Southern Railroad	90
Keokuk Junction Railway	125
Manufacturers Junction Railway	6
Missouri North Central Railroad	2
Peru Industrial Railroad	3
Pioneer Industrial Railway	11
Port Harbor Railroad	3
R Bult Rail Lines	1
Riverport Railroad	4
South Chicago & Indiana Harbor Railway	8
Tazewell & Peoria Railroad	18
Terminal Railroad Assn. of St. Louis	17
Toledo, Peoria & Western Railway	202
Transdistribution Brookfield Railroad	1
Vandalia Railroad	6
Vermillion Valley Railroad	2
	1,219

Class I Railroad: A railroad with 2019 operating revenues of at least \$504.8 million. **Regional Railroad:** A non-Class I line-haul railroad that has annual revenues of at least \$40 million, or that operates at least 350 miles of road and revenues of at least \$20 million. **Short Line Railroad:** A railroad which is neither a Class I nor a Regional Railroad.



- BNSF
- CN
- CP
- CSX
- KCS
- NS
- UP
- Short Line/Regional
- Multiple Owners

Map is based on the 2020 National Transportation Atlas Database published by the U.S. DOT, Bureau of Transportation Statistics. Some mileage figures are AAR estimates.