

Alabama

Freight Rail 2021 Data

Freight railroads	25
Freight railroad mileage	3,165
Freight rail employees	2,561
Average wages and benefits per employee	\$131,300
Railroad retirement beneficiaries	8,900
Railroad retirement benefits paid	\$240 million

Quick Facts



Privately Owned: Freight railroads operate on a nearly 140,000-mile network they almost exclusively own, maintain and pay for themselves.



Sustainable: Railroads are the most fuel efficient way to move freight over land. It would have taken approximately 1.8 million additional trucks to handle the 32.6 million tons of freight that originated by rail in Alabama in 2021.

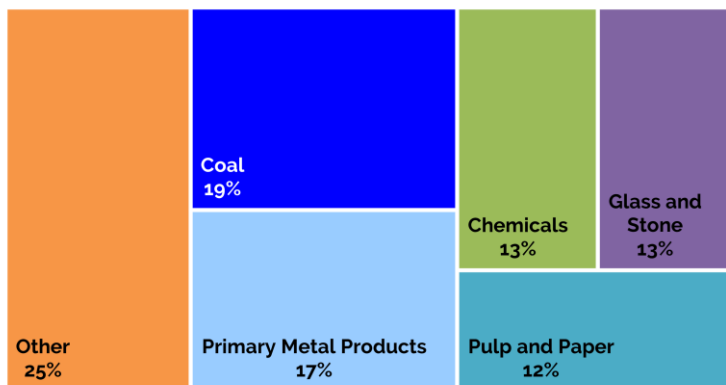


Economic Driver: Railroads haul 1/3 of U.S. exports and serve nearly every sector of the economy, from moving the food we eat to the chemicals that treat our water.

Rail Traffic Originated in 2021

Total Tons: 32.6 million

Total Carloads: 416,400



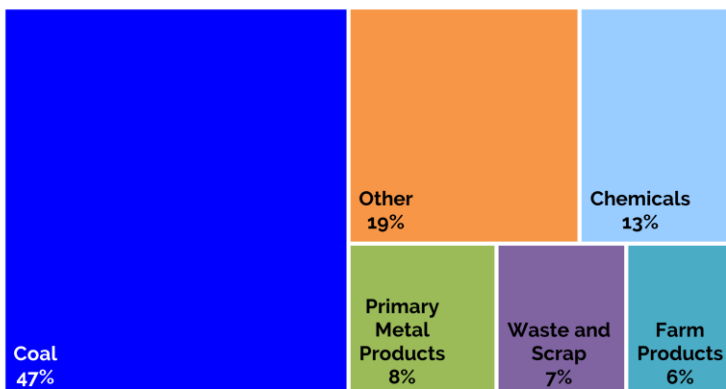
Commodity	Tons (mil)	Carloads
Coal	6.3	53,700
Primary Metal Products	5.6	60,600
Chemicals	4.2	44,400
Glass and Stone	4.2	42,200
Pulp and Paper	4.1	52,700
Other	8.2	162,800

Source: AAR analysis of industry data
(% based on tonnage)

Rail Traffic Terminated in 2021

Total Tons: 38.0 million

Total Carloads: 430,000












Commodity	Tons (mil)	Carloads
Coal	17.8	152,000
Chemicals	4.7	49,700
Primary Metal Products	2.9	31,900
Waste and Scrap	2.8	30,300
Farm Products	2.4	23,100
Other	7.3	142,900

Source: AAR analysis of industry data
(% based on tonnage)

	Miles Operated In Alabama in 2021
Class I Railroads	
BNSF Railway Company	231
Canadian National	22
CSX Transportation	1,011
Kansas City Southern Railway Co.	44
Norfolk Southern Corp.	1,304
	<hr/> 2,612
Regional Railroads	
Alabama & Gulf Coast Railway	374
	<hr/> 374
Short Line Railroads	
Alabama & Tennessee River Railway	120
Alabama Export Railroad	12
Alabama Southern Railroad	68
Alabama Warrior Railway	14
Autauga Northern Railroad	54
Bay Line Railroad	50
Birmingham Terminal Railway	20
Conecuh Valley Railroad	14
Eastern Alabama Railway	28
Georgia Southwestern Railroad	17
Huntsville & Madison County RR Auth.	13
Luxapalila Valley Railroad	23
Meridian and Bigbee Railroad	158
R.J. Corman Railroad - Childersburg Line	13
Sequatchie Valley Switching	3
Tennessee Southern Railroad	9
Terminal Railway Alabama State Docks	8
Three Notch Railway	36
Wiregrass Central Railway	22
	<hr/> 682

Alabama 2021 Totals	Number of Freight Railroads	Miles Operated	
		Excluding Trackage Rights	Including Trackage Rights
Class I	5	2,239	2,612
Regional	1	273	374
Short Line	19	653	682
Total	25	3,165	3,668

	BNSF
	CN
	CP
	CSX
	KCS
	NS
	UP
	Short Line/Regional
	Multiple Owners



Map is based on the 2022 North American Rail Network published by the U.S. Department of Transportation. Some mileage figures are AAR estimates.

Class I Railroad: A railroad with 2021 operating revenues of at least \$943.9 million. **Regional Railroad:** A non-Class I line-haul railroad that has annual revenues of at least \$40 million, or that operates at least 350 miles of road and revenues of at least \$20 million. **Short Line Railroad:** A railroad which is neither a Class I nor a Regional Railroad.