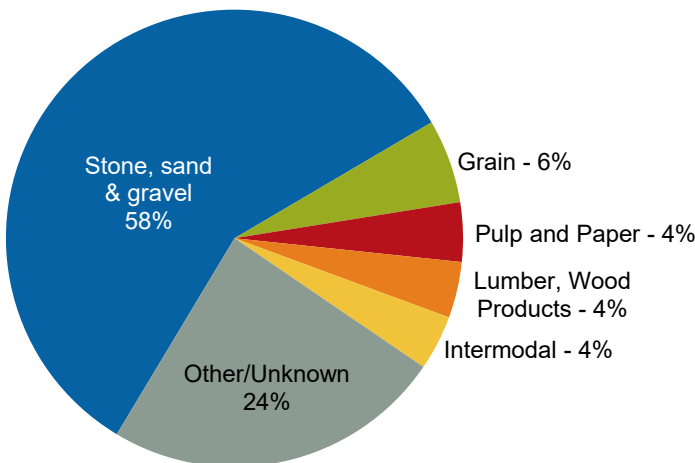


Rail Fast Facts

Operations	Number of freight railroads	8
	Freight railroad mileage	3,438
Employment and Earnings	Number of freight rail employees	3,128
	Average wages & benefits per freight rail employee	\$112,080
Railroad Retirement	Number of railroad retirement beneficiaries	12,200
	Railroad retirement benefits paid	\$217 million
Fuel Efficiency	In 2015, America's railroads moved a ton of freight an average of 473 miles on one gallon of fuel. That's like going from Milwaukee to Lexington, KY. On average, railroads are four times more fuel efficient than trucks. Moving freight by rail instead of truck reduces greenhouse gas emissions by 75 percent.	
Cutting Highway Gridlock	One train can carry as much freight as several hundred trucks. It would have taken approximately 11.9 million additional trucks to handle the 213.6 million tons of freight that originated in, terminated in, or moved through Wisconsin by rail in 2014.	

Rail Traffic Originated in 2015

Total Carloads: 344,438

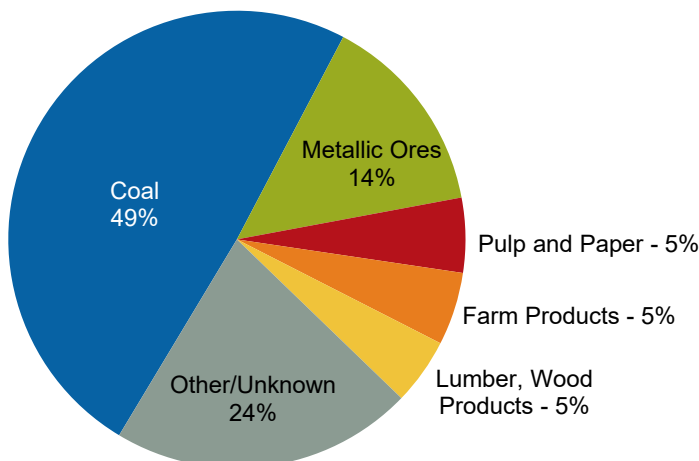


Commodity	Carloads	Percent
Stone, sand & gravel	199,507	58%
Grain	20,460	6%
Pulp and Paper	14,438	4%
Lumber, Wood Products	13,635	4%
Intermodal	13,402	4%
Other/Unknown	82,996	24%

Source: AAR/Railinc

Rail Traffic Terminated in 2015

Total Carloads: 610,236



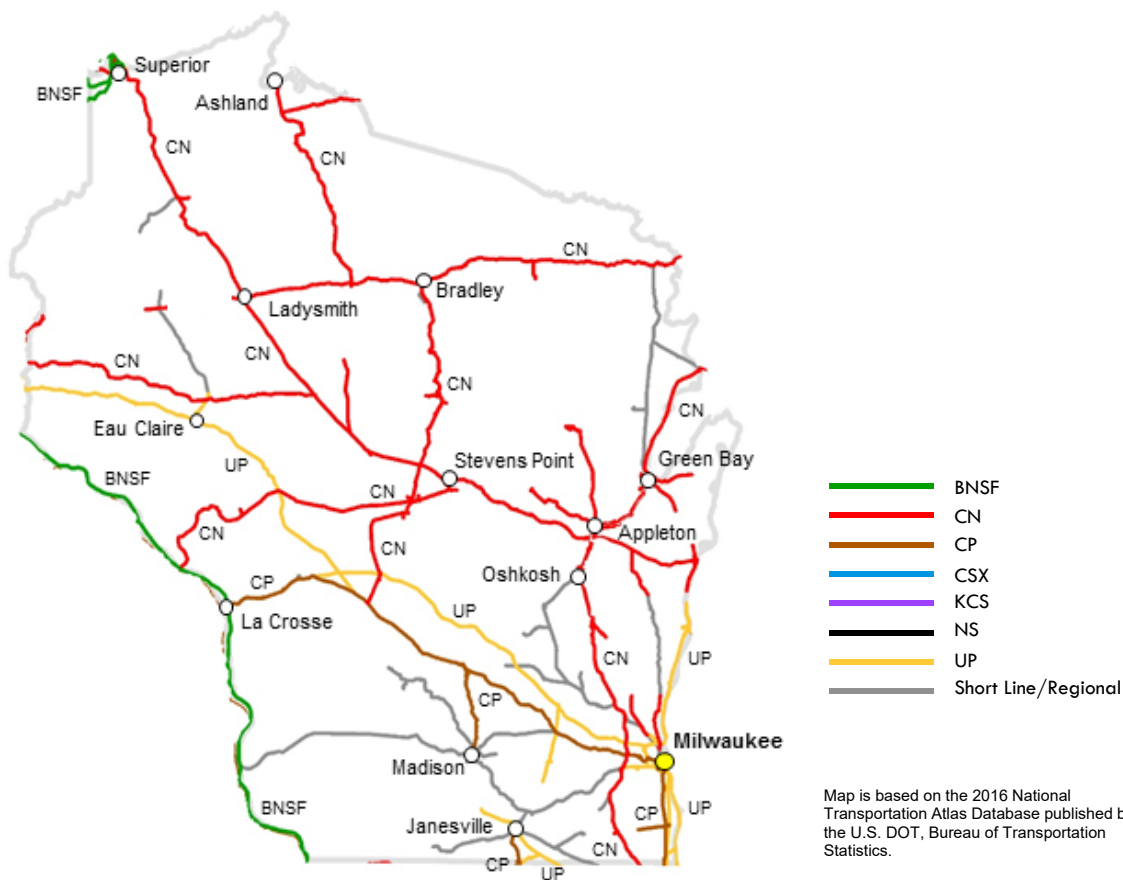
Commodity	Carloads	Percent
Coal	299,576	49%
Metallic Ores	87,628	14%
Pulp and Paper	32,290	5%
Farm Products	31,484	5%
Lumber, Wood Products	28,754	5%
Other/Unknown	130,504	21%

Source: AAR/Railinc

Miles Operated In Wisconsin in 2015	
Class I Railroads	
BNSF Railway Company	248
Canadian National	1,432
Canadian Pacific Railway	621
Union Pacific Railroad Co.	930
	3,231
Regional Railroads	
Wisconsin & Southern Railroad	717
	717
Local Railroads	
Escanaba & Lake Superior Railroad	116
Tomahawk Railway, LP	7
Wisconsin Northern	58
	181

Wisconsin Totals	Number of Freight Railroads	Miles Operated	
		Excluding Trackage Rights	Including Trackage Rights
Class I	4	2,541	3,231
Regional	1	717	717
Local	3	180	181
Switching & Terminal	0	0	0
Total	8	3,438	4,129

Miles Operated In Wisconsin in 2015	
Switching & Terminal Railroads	(none)



Class I Railroad: A railroad with 2015 operating revenues of at least \$457.9 million. **Regional Railroad:** A non-Class I line-haul railroad that has annual revenues of at least \$40 million, or that operates at least 350 miles of road and revenues of at least \$20 million. **Local Railroad:** A railroad which is neither a Class I nor a Regional Railroad, and which is engaged primarily in line-haul service. **Switching & Terminal Railroad:** A non-Class I railroad engaged primarily in switching and/or terminal services for other railroads.