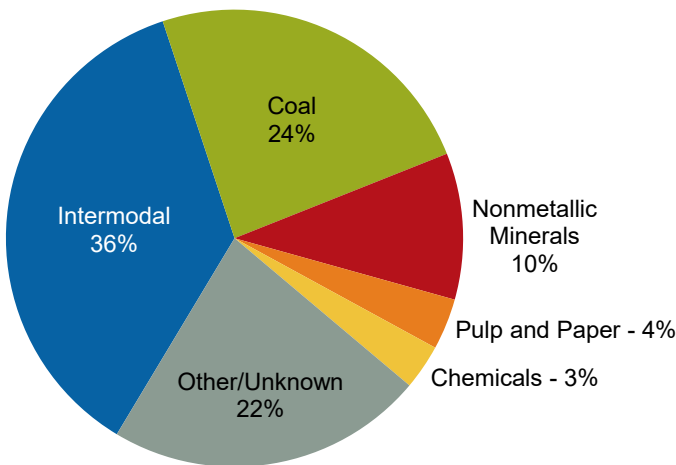


## Rail Fast Facts

<b>Operations</b>	Number of freight railroads	9
	Freight railroad mileage	3,123
<b>Employment and Earnings</b>	Number of freight rail employees	5,737
	Average wages & benefits per freight rail employee	\$101,210
<b>Railroad Retirement</b>	Number of railroad retirement beneficiaries	20,000
	Railroad retirement benefits paid	\$370 million
<b>Fuel Efficiency</b>	In 2015, America's railroads moved a ton of freight an average of 473 miles on one gallon of fuel. That's like going from Richmond to Lexington, KY. On average, railroads are four times more fuel efficient than trucks. Moving freight by rail instead of truck reduces greenhouse gas emissions by 75 percent.	
<b>Cutting Highway Gridlock</b>	One train can carry as much freight as several hundred trucks. It would have taken approximately 8.1 million additional trucks to handle the 146.0 million tons of freight that originated in, terminated in, or moved through Virginia by rail in 2014.	

## Rail Traffic Originated in 2015

**Total Carloads: 523,994**

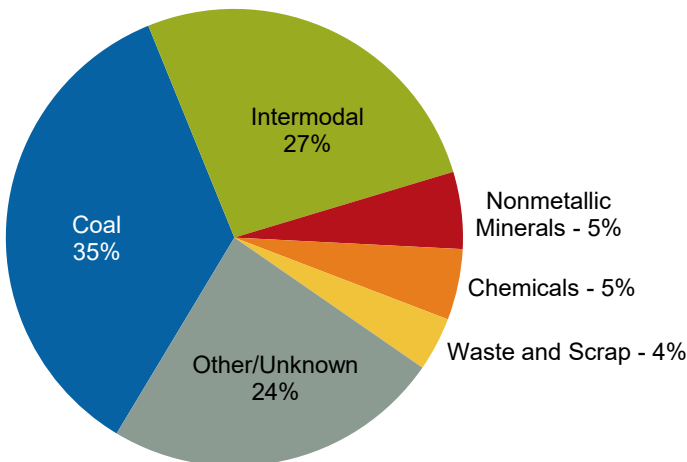


Commodity	Carloads	Percent
Intermodal	190,243	36%
Coal	126,038	24%
Nonmetallic Minerals	54,287	10%
Pulp and Paper	18,923	4%
Chemicals	16,689	3%
Other/Unknown	117,814	22%

Source: AAR/Railinc

## Rail Traffic Terminated in 2015

**Total Carloads: 812,956**



Commodity	Carloads	Percent
Coal	286,489	35%
Intermodal	215,470	27%
Nonmetallic Minerals	44,280	5%
Chemicals	40,800	5%
Waste and Scrap	31,018	4%
Other/Unknown	194,899	24%

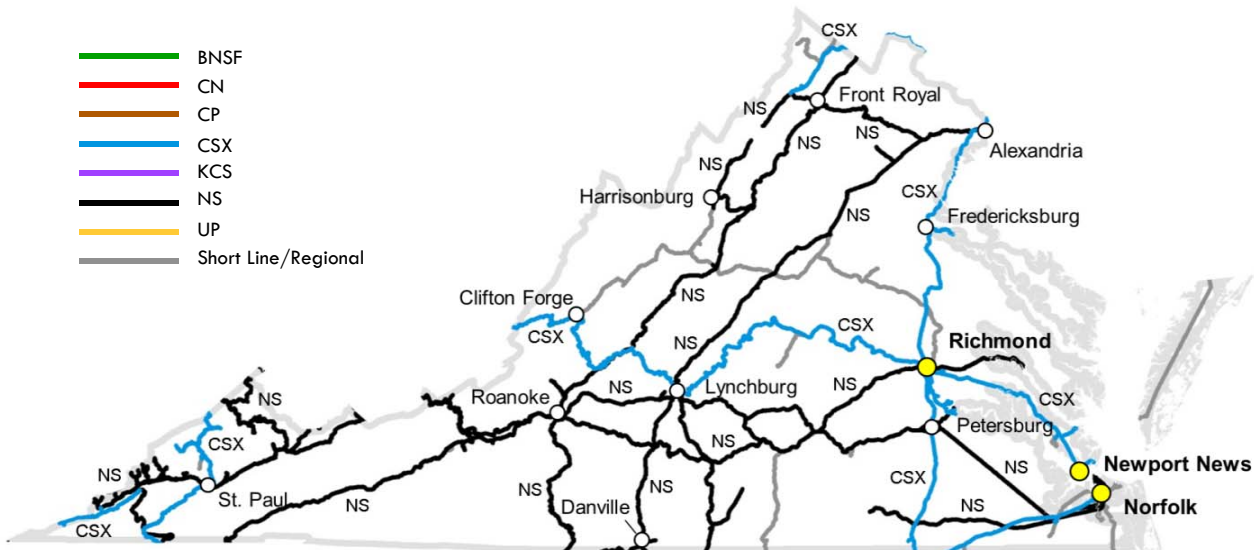
Source: AAR/Railinc



	Miles Operated In Virginia in 2015
<b>Class I Railroads</b>	
CSX Transportation	1,054
Norfolk Southern Corp.	1,992
	3,046
<b>Regional Railroads</b>	
(none)	
<b>Local Railroads</b>	
Bay Coast Railroad	65
Buckingham Branch Railroad Co.	275
Chesapeake & Albemarle Railroad Co.	27
Commonwealth Railway, Inc.	24
Shenandoah Valley Railroad	20
Winchester & Western Railroad	25
	436

Virginia Totals	Number of Freight Railroads	Miles Operated	
		Excluding Trackage Rights	Including Trackage Rights
Class I	2	2,683	3,046
Regional	0	0	0
Local	6	436	436
Switching & Terminal	1	4	4
<b>Total</b>	<b>9</b>	<b>3,123</b>	<b>3,486</b>

	Miles Operated In Virginia in 2015
<b>Switching &amp; Terminal Railroads</b>	
North Carolina & Virginia Railroad Co.	4
	4



Map is based on the 2016 National Transportation Atlas Database published by the U.S. DOT, Bureau of Transportation Statistics.

**Class I Railroad:** A railroad with 2015 operating revenues of at least \$457.9 million. **Regional Railroad:** A non-Class I line-haul railroad that has annual revenues of at least \$40 million, or that operates at least 350 miles of road and revenues of at least \$20 million. **Local Railroad:** A railroad which is neither a Class I nor a Regional Railroad, and which is engaged primarily in line-haul service. **Switching & Terminal Railroad:** A non-Class I railroad engaged primarily in switching and/or terminal services for other railroads.