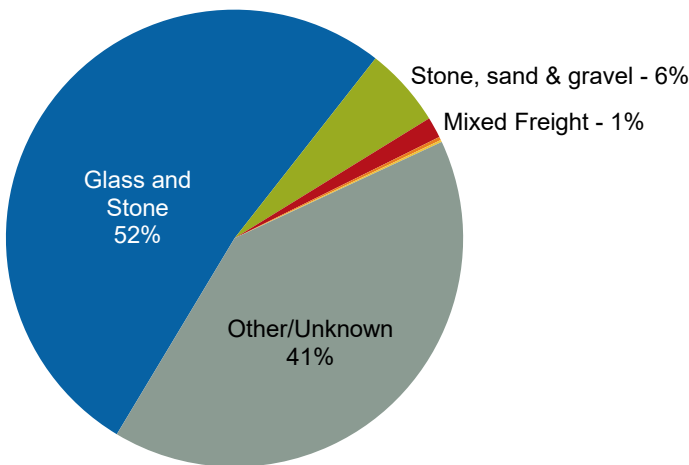


Rail Fast Facts

Operations	Number of freight railroads	8
	Freight railroad mileage	613
Employment and Earnings	Number of freight rail employees	172
	Average wages & benefits per freight rail employee	\$78,670
Railroad Retirement	Number of railroad retirement beneficiaries	900
	Railroad retirement benefits paid	\$14 million
Fuel Efficiency	In 2015, America's railroads moved a ton of freight an average of 473 miles on one gallon of fuel. That's like going from Burlington to Baltimore. On average, railroads are four times more fuel efficient than trucks. Moving freight by rail instead of truck reduces greenhouse gas emissions by 75 percent.	
Cutting Highway Gridlock	One train can carry as much freight as several hundred trucks. It would have taken approximately 400,000 additional trucks to handle the 7.2 million tons of freight that originated in, terminated in, or moved through Vermont by rail in 2014.	

Rail Traffic Originated in 2015

Total Carloads: 14,871

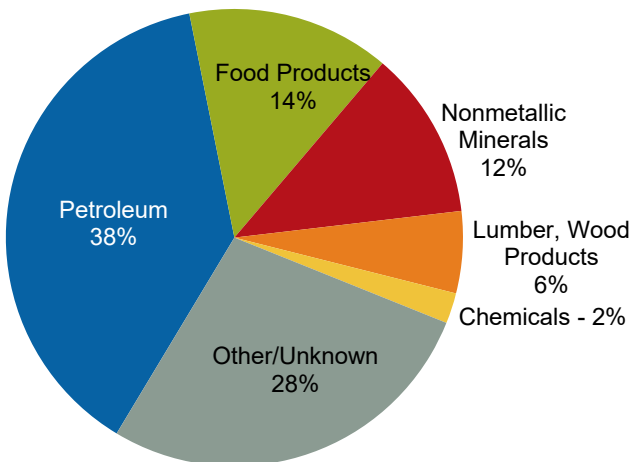


Commodity	Carloads	Percent
Glass and Stone	7,728	52%
Stone, sand & gravel	838	6%
Mixed Freight	220	1%
Lumber, Wood Products	35	0%
Waste and Scrap	22	0%
Other/Unknown	6,028	41%

Source: AAR/Railinc

Rail Traffic Terminated in 2015

Total Carloads: 23,578



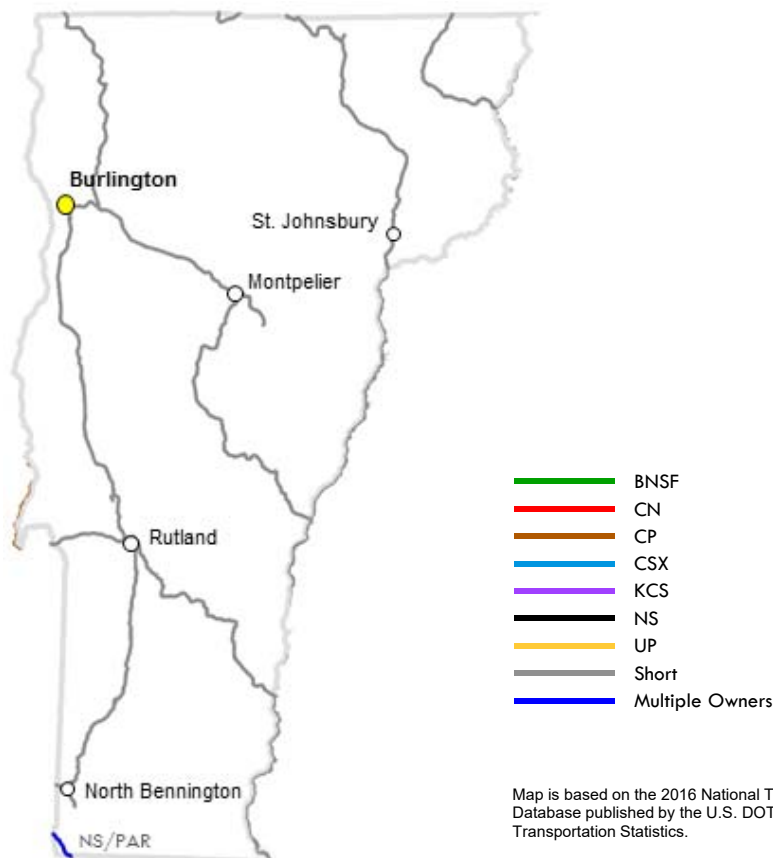
Commodity	Carloads	Percent
Petroleum	9,013	38%
Food Products	3,390	14%
Nonmetallic Minerals	2,811	12%
Lumber, Wood Products	1,365	6%
Chemicals	511	2%
Other/Unknown	6,488	28%

Source: AAR/Railinc

	Miles Operated In Vermont in 2015
Class I Railroads	
(none)	
Regional Railroads	
Central Maine & Quebec Railway	13
New England Central Railroad, Inc.	185
Pan Am Railways	56
	254
Local Railroads	
Clarendon & Pittsford Railroad	24
Green Mountain Railroad Corp.	54
St. Lawrence & Atlantic Railroad Co.	31
Vermont Railway	127
Washington County Railroad Company	124
	360

Vermont Totals	Number of Freight Railroads	Miles Operated	
		Excluding Trackage Rights	Including Trackage Rights
Class I	0	0	0
Regional	3	254	254
Local	5	360	360
Switching & Terminal	0	0	0
Total	8	613	613

	Miles Operated In Vermont in 2015
Switching & Terminal Railroads	
(none)	



Map is based on the 2016 National Transportation Atlas Database published by the U.S. DOT, Bureau of Transportation Statistics.

Class I Railroad: A railroad with 2015 operating revenues of at least \$457.9 million. **Regional Railroad:** A non-Class I line-haul railroad that has annual revenues of at least \$40 million, or that operates at least 350 miles of road and revenues of at least \$20 million. **Local Railroad:** A railroad which is neither a Class I nor a Regional Railroad, and which is engaged primarily in line-haul service. **Switching & Terminal Railroad:** A non-Class I railroad engaged primarily in switching and/or terminal services for other railroads.