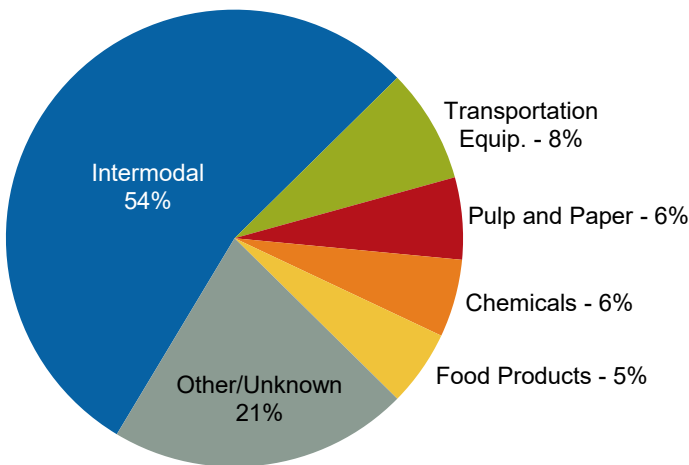


Rail Fast Facts

Operations	Number of freight railroads	22
	Freight railroad mileage	2,598
Employment and Earnings	Number of freight rail employees	4,274
	Average wages & benefits per freight rail employee	\$106,100
Railroad Retirement	Number of railroad retirement beneficiaries	15,100
	Railroad retirement benefits paid	\$280 million
Fuel Efficiency	In 2015, America's railroads moved a ton of freight an average of 473 miles on one gallon of fuel. That's like going from Memphis to Cincinnati. On average, railroads are four times more fuel efficient than trucks. Moving freight by rail instead of truck reduces greenhouse gas emissions by 75 percent.	
Cutting Highway Gridlock	One train can carry as much freight as several hundred trucks. It would have taken approximately 12.9 million additional trucks to handle the 232.5 million tons of freight that originated in, terminated in, or moved through Tennessee by rail in 2014.	

Rail Traffic Originated in 2015

Total Carloads: 570,181

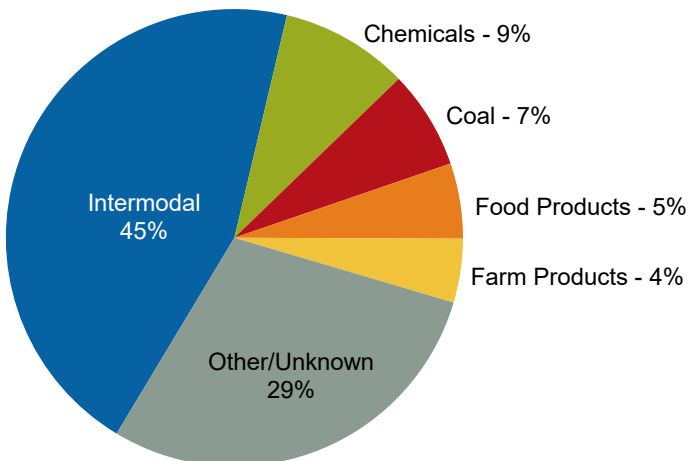


Commodity	Carloads	Percent
Intermodal	307,912	54%
Transportation Equip.	46,145	8%
Pulp and Paper	33,057	6%
Chemicals	31,366	6%
Food Products	30,706	5%
Other/Unknown	120,995	21%

Source: AAR/Railinc

Rail Traffic Terminated in 2015

Total Carloads: 684,109



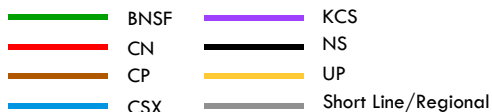
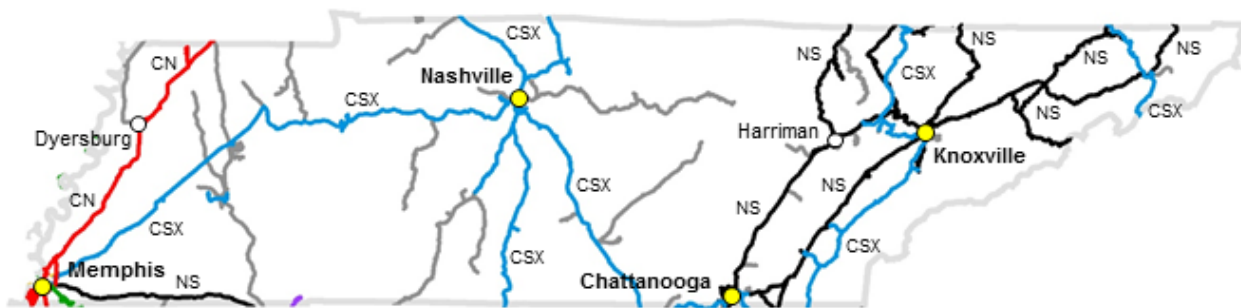
Commodity	Carloads	Percent
Intermodal	308,401	45%
Chemicals	62,118	9%
Coal	47,687	7%
Food Products	36,482	5%
Farm Products	30,775	4%
Other/Unknown	198,646	29%

Source: AAR/Railinc

Miles Operated In Tennessee in 2015	
Class I Railroads	
BNSF Railway Company	137
CSX Transportation	989
Canadian National	161
Kansas City Southern Railway Co.	5
Norfolk Southern Corp.	827
Union Pacific Railroad Co.	14
	2,133
Local Railroads	
Caney Fork & Western Railroad	60
East Tennessee Railway, LP	4
KWT Railway, inc.	80
Nashville & Eastern Railroad Corp.	130
R. J. Corman Railroad - Memphis Line	34
R. J. Corman Railroad - Tennessee Terminal	47
Sequatchie Valley Railroad	8
South Central Tennessee Railroad, LLC	52
Tennessee Southern Railroad Co., Inc.	104
Tennken Railroad	42
Walking Horse & Eastern Railroad	8
West Tennessee Railroad	182
	751

Tennessee Totals	Number of Freight Railroads	Miles Operated	
		Excluding Trackage Rights	Including Trackage Rights
Class I	6	1,815	2,133
Regional	0	0	0
Local	12	729	751
Switching & Terminal	4	55	55
Total	22	2,598	2,938

Miles Operated In Tennessee in 2015	
Regional Railroads	
(none)	
Switching & Terminal Railroads	
Heritage Railroad Corp.	12
Knoxville & Holston River Railroad Co.	21
Nashville & Western Railroad Corp.	18
Tennessee Valley Railroad	4
	55



Map is based on the 2016 National Transportation Atlas Database published by the U.S. DOT, Bureau of Transportation Statistics.

Class I Railroad: A railroad with 2015 operating revenues of at least \$457.9 million. **Regional Railroad:** A non-Class I line-haul railroad that has annual revenues of at least \$40 million, or that operates at least 350 miles of road and revenues of at least \$20 million. **Local Railroad:** A railroad which is neither a Class I nor a Regional Railroad, and which is engaged primarily in line-haul service. **Switching & Terminal Railroad:** A non-Class I railroad engaged primarily in switching and/or terminal services for other railroads.