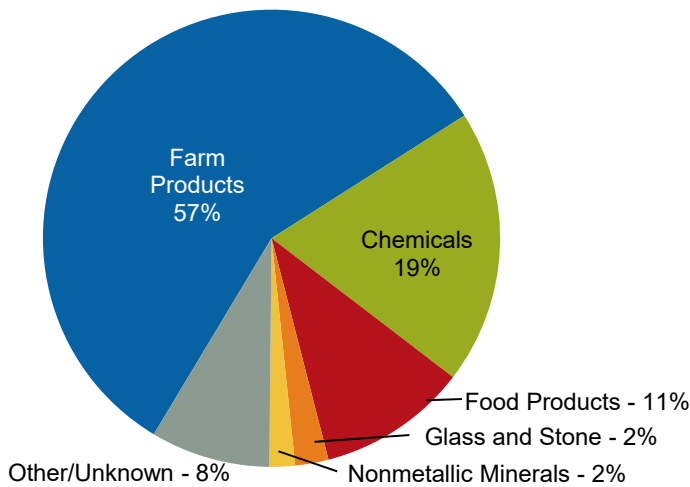


Rail Fast Facts

Operations	Number of freight railroads	11
	Freight railroad mileage	1,736
Employment and Earnings	Number of freight rail employees	869
	Average wages & benefits per freight rail employee	\$114,420
Railroad Retirement	Number of railroad retirement beneficiaries	2,100
	Railroad retirement benefits paid	\$39 million
Fuel Efficiency	In 2015, America's railroads moved a ton of freight an average of 473 miles on one gallon of fuel. That's like going from Sioux Falls to Milwaukee. On average, railroads are four times more fuel efficient than trucks. Moving freight by rail instead of truck reduces greenhouse gas emissions by 75 percent.	
Cutting Highway Gridlock	One train can carry as much freight as several hundred trucks. It would have taken approximately 9.6 million additional trucks to handle the 172.4 million tons of freight that originated in, terminated in, or moved through South Dakota by rail in 2014.	

Rail Traffic Originated in 2015

Total Carloads: 195,251

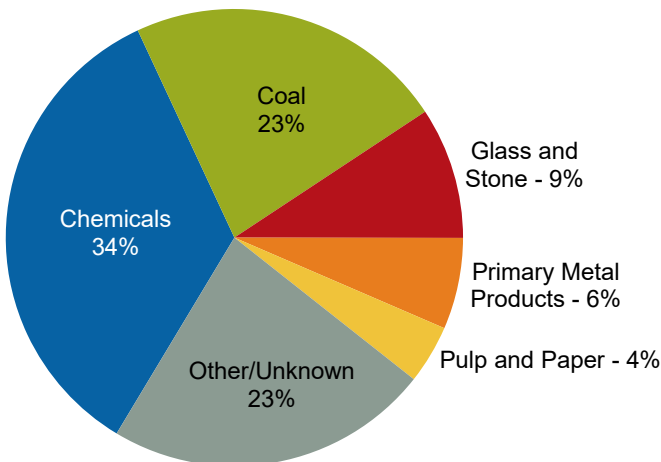


Commodity	Carloads	Percent
Farm Products	112,015	57%
Chemicals	37,898	19%
Food Products	20,679	11%
Glass and Stone	4,620	2%
Nonmetallic Minerals	3,524	2%
Other/Unknown	16,515	8%

Source: AAR/Railinc

Rail Traffic Terminated in 2015

Total Carloads: 41,540



Commodity	Carloads	Percent
Chemicals	14,308	34%
Coal	9,412	23%
Glass and Stone	3,869	9%
Primary Metal Products	2,682	6%
Pulp and Paper	1,728	4%
Other/Unknown	9,541	23%

Source: AAR/Railinc

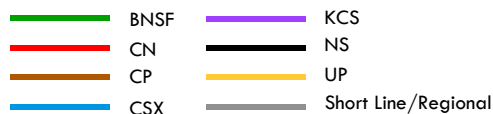
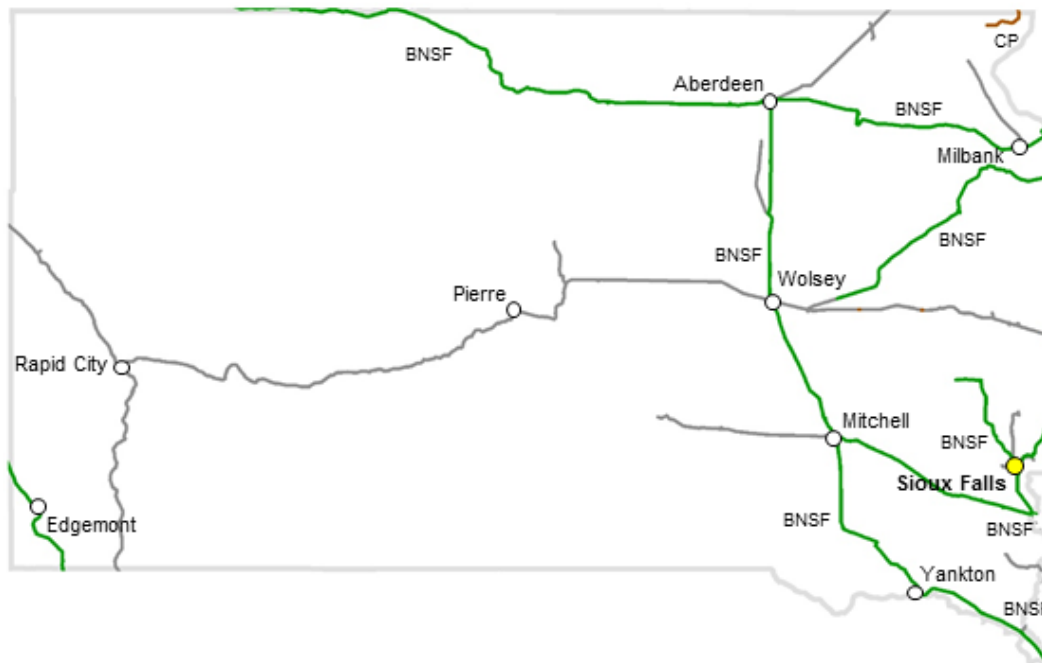
Miles Operated In South Dakota in 2015	
Class I Railroads	
BNSF Railway Company	907
Canadian Pacific Railway	112
	1,019

Regional Railroads	
Dakota, Missouri Valley, & Western	70
Rapid City Pierre & Eastern Railroad	628
	698

Local Railroads	
D&I Railroad	99
Nebraska Northwestern Railroad, Inc.	5
Sisseton Milbank Railroad, Inc.	37
Sunflour Railroad, Inc.	10
Twin Cities & Western Railroad Co.	12
	163

South Dakota Totals	Number of Freight Railroads	Miles Operated	
		Excluding Trackage Rights	Including Trackage Rights
Class I	2	880	1,019
Regional	2	660	698
Local	5	116	163
Switching & Terminal	2	81	81
Total	11	1,736	1,961

Miles Operated In South Dakota in 2015	
Switching & Terminal Railroads	
Dakota Southern Railway	67
Ellis & Eastern Co.	14
	81



Map is based on the 2016 National Transportation Atlas Database published by the U.S. DOT, Bureau of Transportation Statistics.

Class I Railroad: A railroad with 2015 operating revenues of at least \$457.9 million. **Regional Railroad:** A non-Class I line-haul railroad that has annual revenues of at least \$40 million, or that operates at least 350 miles of road and revenues of at least \$20 million. **Local Railroad:** A railroad which is neither a Class I nor a Regional Railroad, and which is engaged primarily in line-haul service. **Switching & Terminal Railroad:** A non-Class I railroad engaged primarily in switching and/or terminal services for other railroads.