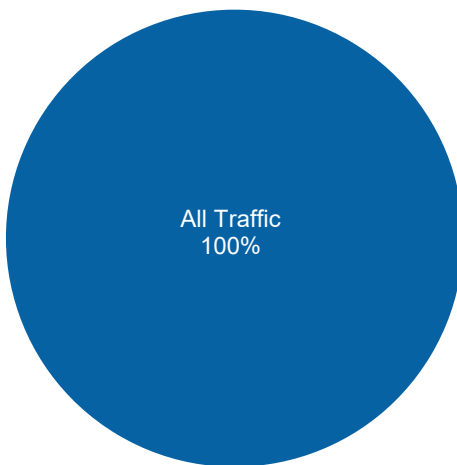


Rail Fast Facts

Operations	Number of freight railroads	1
	Freight railroad mileage	61
Employment and Earnings	Number of freight rail employees	61
	Average wages & benefits per freight rail employee	\$96,130
Railroad Retirement	Number of railroad retirement beneficiaries	700
	Railroad retirement benefits paid	\$13 million
Fuel Efficiency	In 2015, America's railroads moved a ton of freight an average of 473 miles on one gallon of fuel. That's like going from Providence to Buffalo. On average, railroads are four times more fuel efficient than trucks. Moving freight by rail instead of truck reduces greenhouse gas emissions by 75 percent.	
Cutting Highway Gridlock	One train can carry as much freight as several hundred trucks. It would have taken approximately 100,000 additional trucks to handle the .9 million tons of freight that originated in, terminated in, or moved through Rhode Island by rail in 2014.	

Rail Traffic Originated in 2015

Total Carloads: 868



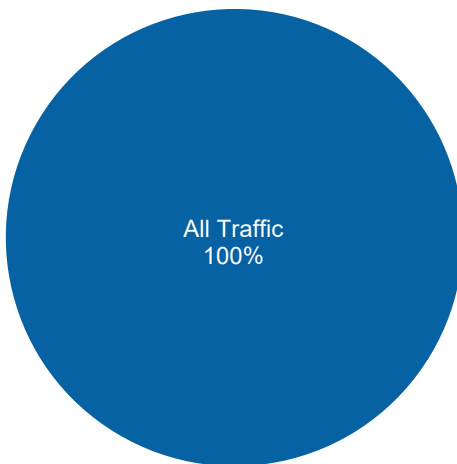
Commodity	Carloads	Percent
All Traffic	868	100%

Source: AAR/Railinc

To preserve confidentiality, commodity breakouts of the Rhode Island's rail traffic are not available.

Rail Traffic Terminated in 2015

Total Carloads: 12,616




Commodity	Carloads	Percent
All Traffic	12,616	100%

Source: AAR/Railinc

To preserve confidentiality, commodity breakouts of the Rhode Island's rail traffic are not available.

Miles Operated In Rhode Island in 2015	
Class I Railroads	
(none)	
Regional Railroads	
Providence and Worcester Railroad Co.	61
	61
Local Railroads	
(none)	
Switching & Terminal Railroads	
(none)	

Rhode Island Totals	Number of Freight Railroads	Miles Operated	
		Excluding Trackage Rights	Including Trackage Rights
Class I	0	0	0
Regional	1	61	61
Local	0	0	0
Switching & Terminal	0	0	0
Total	1	61	61



Map is based on the 2016 National Transportation Atlas Database published by the U.S. DOT, Bureau of Transportation Statistics.



Class I Railroad: A railroad with 2015 operating revenues of at least \$457.9 million. **Regional Railroad:** A non-Class I line-haul railroad that has annual revenues of at least \$40 million, or that operates at least 350 miles of road and revenues of at least \$20 million. **Local Railroad:** A railroad which is neither a Class I nor a Regional Railroad, and which is engaged primarily in line-haul service. **Switching & Terminal Railroad:** A non-Class I railroad engaged primarily in switching and/or terminal services for other railroads.