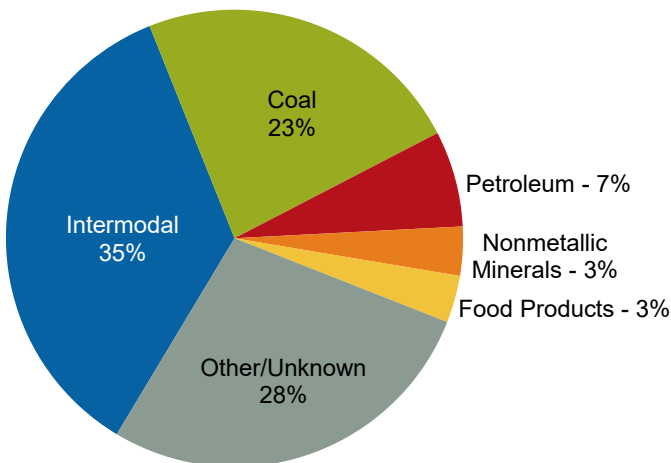


Rail Fast Facts

Operations	Number of freight railroads	59
	Freight railroad mileage	5,165
Employment and Earnings	Number of freight rail employees	7,056
	Average wages & benefits per freight rail employee	\$99,530
Railroad Retirement	Number of railroad retirement beneficiaries	38,400
	Railroad retirement benefits paid	\$714 million
Fuel Efficiency	In 2015, America's railroads moved a ton of freight an average of 473 miles on one gallon of fuel. That's like going from Pittsburgh to Raleigh, NC. On average, railroads are four times more fuel efficient than trucks. Moving freight by rail instead of truck reduces greenhouse gas emissions by 75 percent.	
Cutting Highway Gridlock	One train can carry as much freight as several hundred trucks. It would have taken approximately 12.2 million additional trucks to handle the 219.9 million tons of freight that originated in, terminated in, or moved through Pennsylvania by rail in 2014.	

Rail Traffic Originated in 2015

Total Carloads: 1,089,106

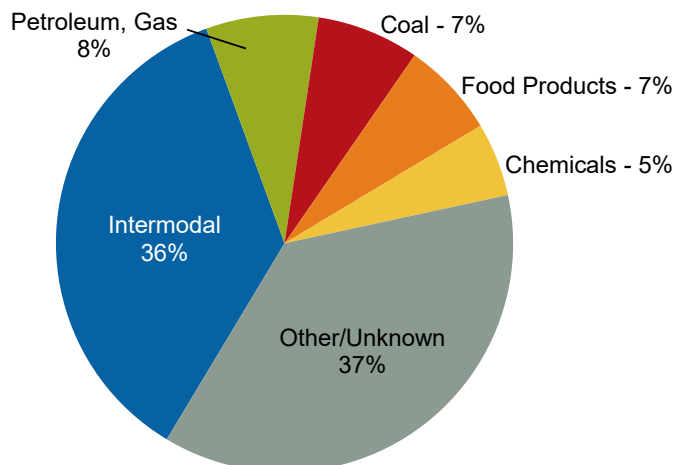


Commodity	Carloads	Percent
Intermodal	384,761	35%
Coal	255,372	23%
Petroleum	73,870	7%
Nonmetallic Minerals	37,837	3%
Food Products	36,291	3%
Other/Unknown	300,975	28%

Source: AAR/Railinc

Rail Traffic Terminated in 2015

Total Carloads: 1,541,130



Commodity	Carloads	Percent
Intermodal	552,266	36%
Petroleum, Gas	122,526	8%
Coal	111,535	7%
Food Products	104,294	7%
Chemicals	80,269	5%
Other/Unknown	570,240	37%

Source: AAR/Railinc

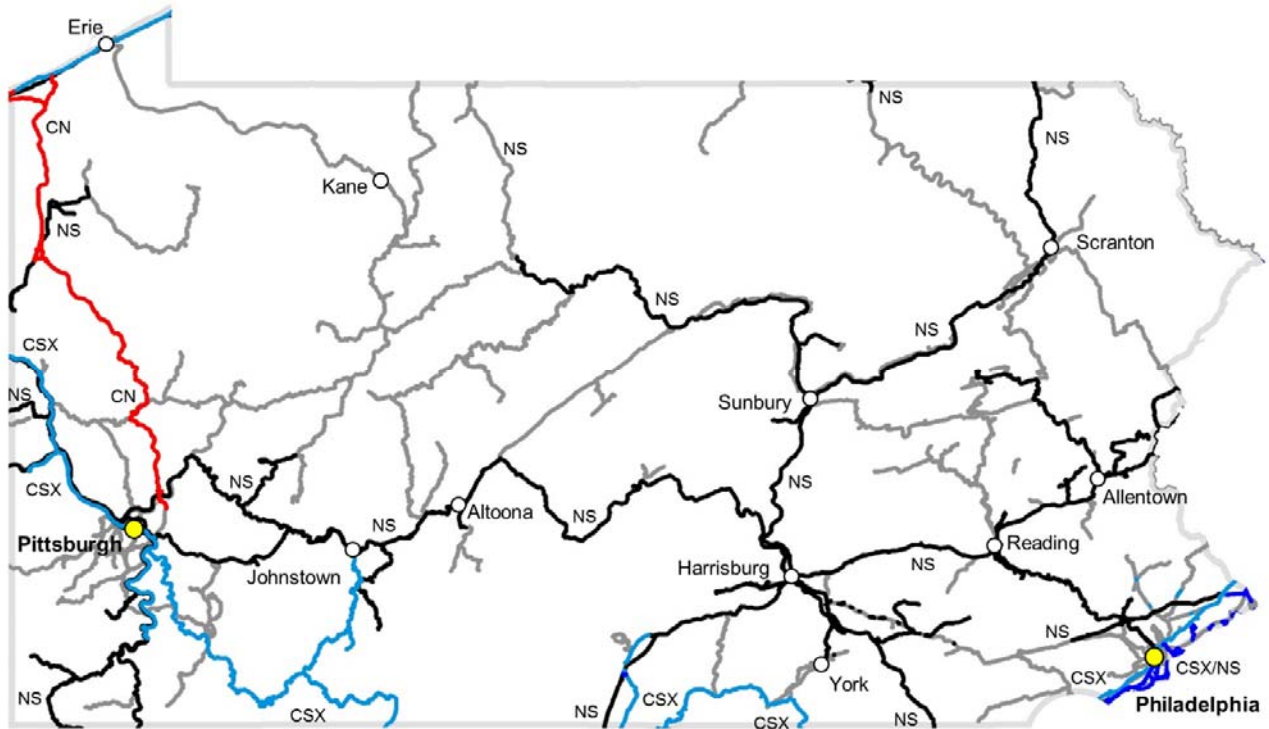


Miles Operated In Pennsylvania in 2015	
Class I Railroads	
CSX Transportation	1,061
Canadian National	156
Norfolk Southern Corp.	2,406
	3,623
Regional Railroads	
Buffalo & Pittsburgh Railroad, Inc.	646
New York, Susquehanna & Western Rwy.	42
Wheeling & Lake Erie Railway Co.	179
	867
Local Railroads	
Aliquippa & Ohio River Railroad Co.	6
Allegheny Valley Railroad Co.	77
Allentown & Auburn Railroad	4
Central New York Railroad Corporation	42
Columbia & Reading Railway Co.	3
Delaware-Lackawanna Railroad Co., Inc.	80
Eastern Berks Gateway Railroad	9
Everett Railroad	23
Gettysburg & Northern Railroad Co.	25
Juniata Valley Railroad Co.	19
Landisville Railroad, LLC	2
Lehigh Railway, LLC	56
Lycoming Valley Railroad Co.	50
Middletown & Hummelstown Railroad Co.	9
New Hope & Ivyland Railroad	17
Nittany & Bald Eagle Railroad	87
North Shore Railroad	41
Oil Creek & Titusville Lines, Inc.	16
Pennsylvania & Southern Railway	25
Pennsylvania Northeastern Railroad	56
R. J. Corman Railroad - Pennsylvania Lines	207
Reading & Northern RR Co.	314
Shamokin Valley Railroad Co.	29
SMS Rail Service, Inc.	4
Stewartstown Railroad	7
Stourbridge Railroad	25
Tyburn Railroad Co.	2
Union County Industrial Railroad Co.	18
Wellsboro & Corning Railroad LLC	12
Western New York & Pennsylvania Railroad	71
York Railway Company	42
Youngstown & Southeastern RR Co, Inc.	5
	1,383

Pennsylvania Totals	Number of Freight Railroads	Miles Operated	
		Excluding Trackage Rights	Including Trackage Rights
Class I	3	2,418	3,623
Regional	3	853	867
Local	32	1,381	1,383
Switching & Terminal	21	513	515
Total	59	5,165	6,388

Miles Operated In Pennsylvania in 2015	
Switching & Terminal Railroads	
Brandywine Valley Railroad Company	3
Chestnut Ridge Railway Corporation	6
Conrail, Inc.	127
East Broad Top Connecting Railroad	4
East Erie Commercial Railroad	5
East Penn Railroad, LLC	101
Elizabethtown Industrial Railroad, LLC	1
Kiski Junction Railroad	5
Lehigh Valley Rail Management - Bethlehem I	5
Lehigh Valley Rail Management - Johnstown I	19
Luzerne and Susquehanna Railway Co.	60
N. D. C. Railroad Company	1
New Castle Industrial Railroad	16
Pennsylvania Southwestern Railroad, Inc.	12
Pittsburgh & Ohio Central Railroad Co.	40
Pittsburgh, Allegheny & McKees Rocks RR	5
R. J. Corman Railroad - Allentown Lines	7
Southwest Pennsylvania Railroad	66
Strasburg Rail Road Co.	4
Union Railroad	22
Upper Merion & Plymouth Railroad Co.	6
	515

Class I Railroad: A railroad with 2015 operating revenues of at least \$457.9 million. **Regional Railroad:** A non-Class I line-haul railroad that has annual revenues of at least \$40 million, or that operates at least 350 miles of road and revenues of at least \$20 million. **Local Railroad:** A railroad which is neither a Class I nor a Regional Railroad, and which is engaged primarily in line-haul service. **Switching & Terminal Railroad:** A non-Class I railroad engaged primarily in switching and/or terminal services for other railroads.



- BNSF
- CN
- CP
- CSX
- KCS
- NS
- UP
- Short
- Conrail Shared Assets

Map is based on the 2016 National Transportation Atlas Database published by the U.S. DOT, Bureau of Transportation Statistics.