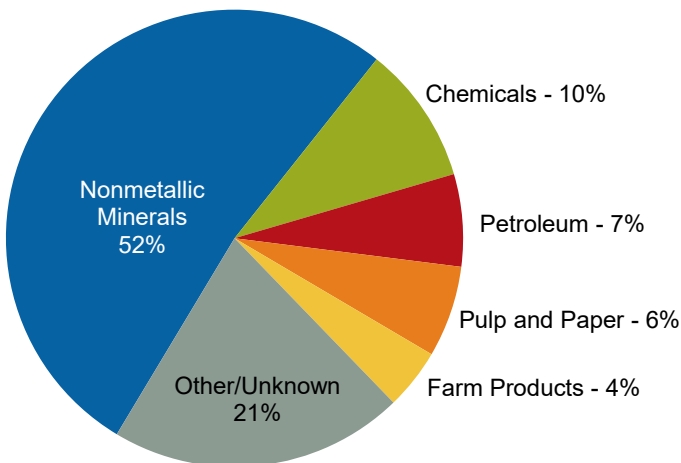


Rail Fast Facts

Operations	Number of freight railroads	17
	Freight railroad mileage	3,196
Employment and Earnings	Number of freight rail employees	1,991
	Average wages & benefits per freight rail employee	\$110,350
Railroad Retirement	Number of railroad retirement beneficiaries	6,100
	Railroad retirement benefits paid	\$112 million
Fuel Efficiency	In 2015, America's railroads moved a ton of freight an average of 473 miles on one gallon of fuel. That's like going from Oklahoma City to Memphis. On average, railroads are four times more fuel efficient than trucks. Moving freight by rail instead of truck reduces greenhouse gas emissions by 75 percent.	
Cutting Highway Gridlock	One train can carry as much freight as several hundred trucks. It would have taken approximately 17.8 million additional trucks to handle the 321.1 million tons of freight that originated in, terminated in, or moved through Oklahoma by rail in 2014.	

Rail Traffic Originated in 2015

Total Carloads: 241,810

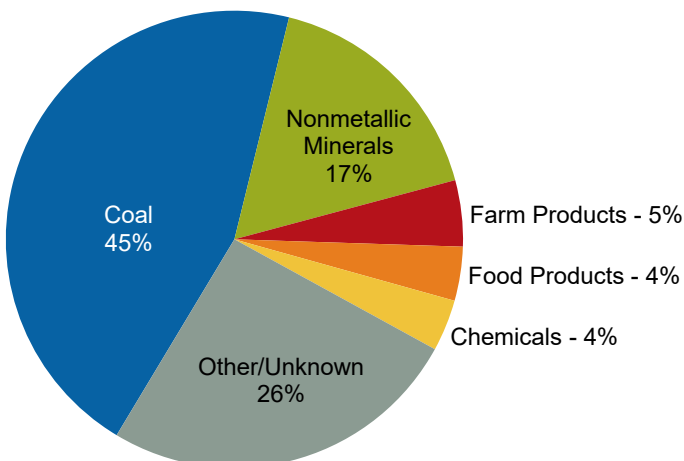


Commodity	Carloads	Percent
Nonmetallic Minerals	125,922	52%
Chemicals	23,645	10%
Petroleum	15,792	7%
Pulp and Paper	15,647	6%
Farm Products	10,391	4%
Other/Unknown	50,413	21%

Source: AAR/Railinc

Rail Traffic Terminated in 2015

Total Carloads: 328,043



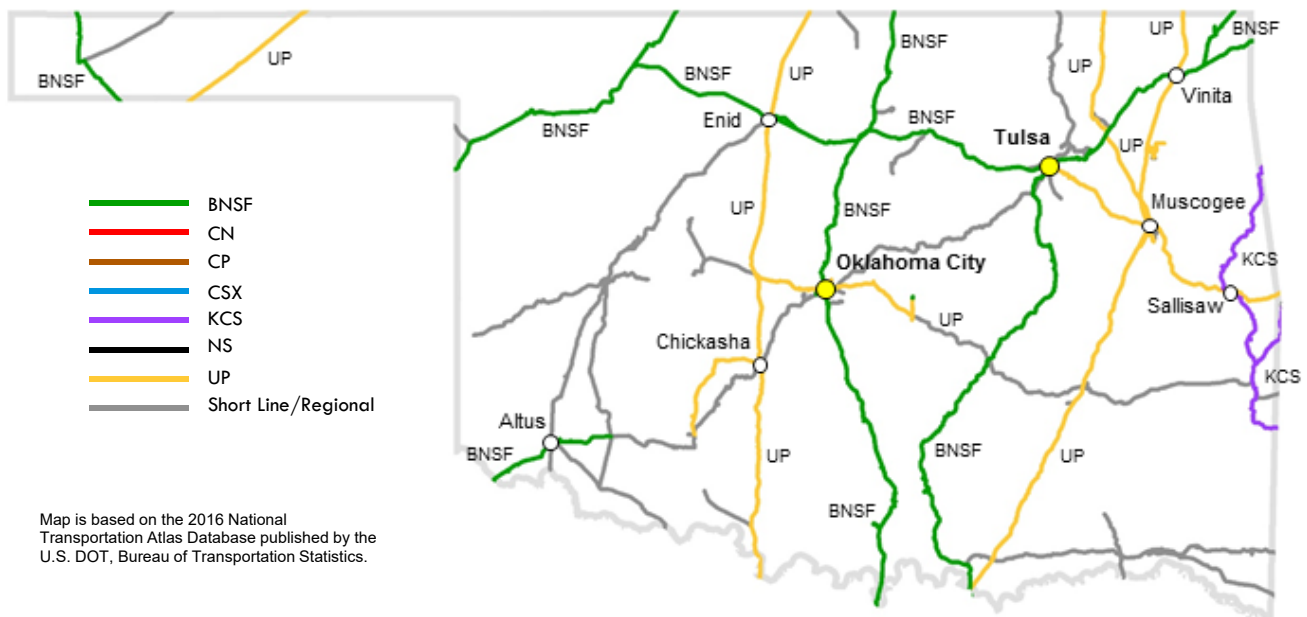
Commodity	Carloads	Percent
Coal	148,377	45%
Nonmetallic Minerals	55,730	17%
Farm Products	15,367	5%
Food Products	12,515	4%
Chemicals	11,999	4%
Other/Unknown	84,055	26%

Source: AAR/Railinc

Miles Operated In Oklahoma in 2015	
Class I Railroads	
BNSF Railway Company	1,287
Kansas City Southern Railway Co.	151
Union Pacific Railroad Co.	1,173
	2,611
Regional Railroads	
(none)	
Local Railroads	
Arkansas-Oklahoma Railroad, Inc.	110
AT&L Railroad	47
Blackwell Northern Gateway Railroad	18
Cimarron Valley Railroad	35
De Queen & Eastern Railroad	41
Grainbelt Corp.	233
Kiamichi Railroad Company	195
Sand Springs Railway Company	25
South Kansas & Oklahoma Railroad	85
Stillwater Central Railroad, Inc.	276
Tulsa-Sapulpa Union Railway Co., LLC	23
Wichita, Tillman & Jackson Railway Co.	85
	1,173

Oklahoma Totals	Number of Freight Railroads	Miles Operated	
		Excluding Trackage Rights	Including Trackage Rights
Class I	3	1,929	2,611
Regional	0	0	0
Local	12	1,101	1,173
Switching & Terminal	2	166	166
Total	17	3,196	3,950

Miles Operated In Oklahoma in 2015	
Switching & Terminal Railroads	
Farmrail Corp.	161
Northwestern Oklahoma Railroad	5
	166



Class I Railroad: A railroad with 2015 operating revenues of at least \$457.9 million. **Regional Railroad:** A non-Class I line-haul railroad that has annual revenues of at least \$40 million, or that operates at least 350 miles of road and revenues of at least \$20 million. **Local Railroad:** A railroad which is neither a Class I nor a Regional Railroad, and which is engaged primarily in line-haul service. **Switching & Terminal Railroad:** A non-Class I railroad engaged primarily in switching and/or terminal services for other railroads.