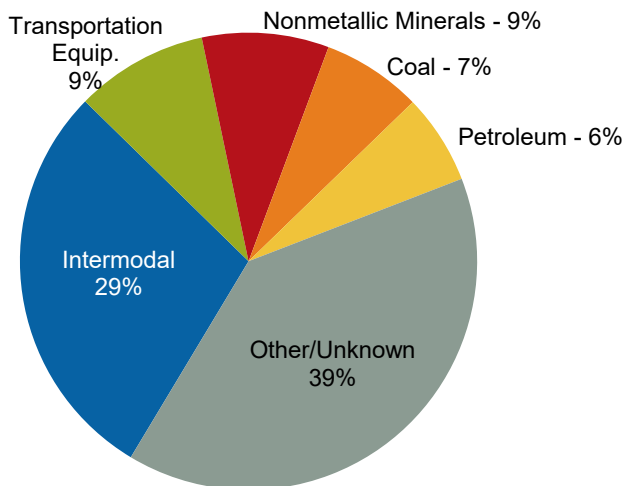


Rail Fast Facts

Operations	Number of freight railroads	40
	Freight railroad mileage	4,903
Employment and Earnings	Number of freight rail employees	7,619
	Average wages & benefits per freight rail employee	\$101,560
Railroad Retirement	Number of railroad retirement beneficiaries	30,400
	Railroad retirement benefits paid	\$545 million
Fuel Efficiency	In 2015, America's railroads moved a ton of freight an average of 473 miles on one gallon of fuel. That's like going from Cincinnati, to Charlotte, NC. On average, railroads are four times more fuel efficient than trucks. Moving freight by rail instead of truck reduces greenhouse gas emissions by 75 percent.	
Cutting Highway Gridlock	One train can carry as much freight as several hundred trucks. It would have taken approximately 17.7 million additional trucks to handle the 319.2 million tons of freight that originated in, terminated in, or moved through Ohio by rail in 2014.	

Rail Traffic Originated in 2015

Total Carloads: 1,211,763

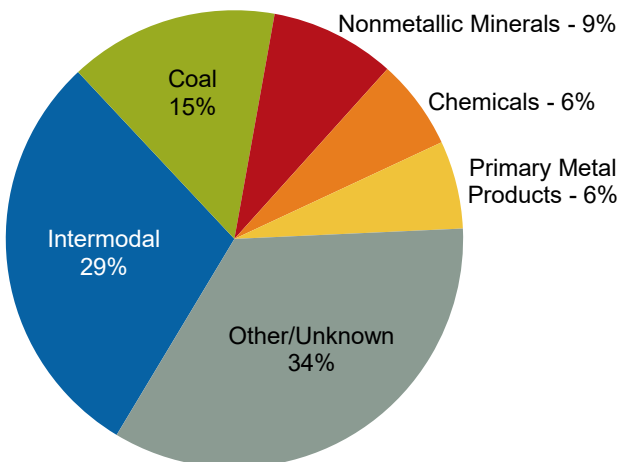


Commodity	Carloads	Percent
Intermodal	347,978	29%
Transportation Equip.	113,836	9%
Nonmetallic Minerals	108,801	9%
Coal	85,412	7%
Petroleum	77,260	6%
Other/Unknown	478,476	39%

Source: AAR/Railinc

Rail Traffic Terminated in 2015

Total Carloads: 1,299,617



Commodity	Carloads	Percent
Intermodal	382,190	29%
Coal	192,348	15%
Nonmetallic Minerals	114,857	9%
Chemicals	83,126	6%
Primary Metal Products	80,772	6%
Other/Unknown	446,324	34%

Source: AAR/Railinc



Miles Operated In Ohio in 2015	
Class I Railroads	
CSX Transportation	1,875
Canadian National	4
Norfolk Southern Corp.	2,142
Canadian Pacific Railway	30
	4,051

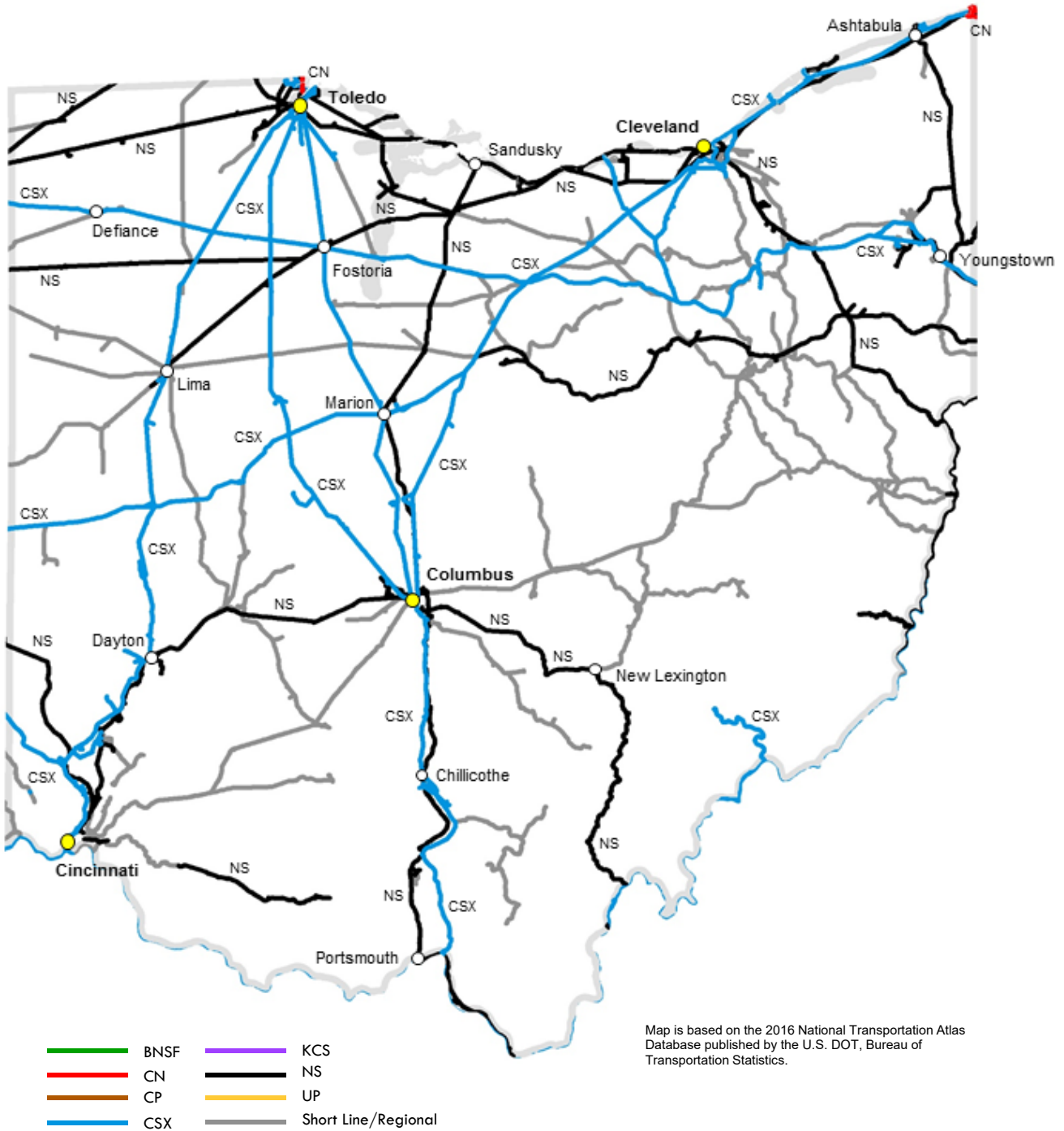
Regional Railroads	
Wheeling & Lake Erie Railway Co.	540
	540

Local Railroads	
Ann Arbor Railroad Co.	5
Ashland Railway Co.	65
Central Railroad Company of Indiana	32
Chicago, Ft. Wayne & Eastern Railroad	114
Cleveland Commercial Railroad Company	33
Columbus & Ohio River Railroad Co., The	218
Indiana & Ohio Railway Company	19
Indiana Eastern Railroad	20
Indiana Northeastern Railroad Co.	10
Kanawha River Railroad LLC	155
Ohio Central Railroad, Inc.	95
Ohio South Central Railroad	64
Ohio Southern Railroad, Inc.	40
R. J. Corman Railroad - Cleveland Line	55
R. J. Corman Railroad - Western Ohio Lines	96
Youngstown & Southeastern RR Co, Inc.	32
	1,053

Ohio Totals	Number of Freight Railroads	Miles Operated	
		Excluding Trackage Rights	Including Trackage Rights
Class I	4	3,161	4,051
Regional	1	540	540
Local	16	952	1,053
Switching & Terminal	19	250	271
Total	40	4,903	5,915

Switching & Terminal Railroads		Miles Operated In Ohio in 2015
Akron Barberton Cluster Railway		68
Ashtabula, Carson & Jefferson Railroad		6
Camp Chase Railway Company, LLC		14
Cincinnati East Terminal Railway		4
Cleveland Harbor Belt Railroad, LLC		2
Cleveland Works Railway, Inc.		10
Flats Industrial Railroad Co.		3
Grand River Railway		3
Lake Terminal Railroad Co.		1
Mahoning Valley Railway, The		6
Newburgh & South Shore Railroad		5
Nimishillen & Tuscarawas Railway		24
Northern Ohio & Western Railway		25
Ohio Terminal Railway		13
Ohi-Rail Corp.		44
RSL Railroad, LLC		3
Warren and Trumbull Railroad Co.		4
Youngstown & Austintown Railroad, Inc.		5
Youngstown Belt Railroad Co.		31
		271

Class I Railroad: A railroad with 2015 operating revenues of at least \$457.9 million. **Regional Railroad:** A non-Class I line-haul railroad that has annual revenues of at least \$40 million, or that operates at least 350 miles of road and revenues of at least \$20 million. **Local Railroad:** A railroad which is neither a Class I nor a Regional Railroad, and which is engaged primarily in line-haul service. **Switching & Terminal Railroad:** A non-Class I railroad engaged primarily in switching and/or terminal services for other railroads.



Map is based on the 2016 National Transportation Atlas Database published by the U.S. DOT, Bureau of Transportation Statistics.