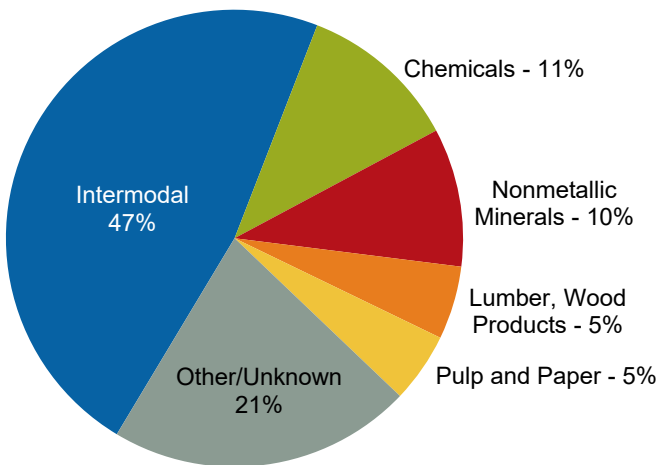


Rail Fast Facts

Operations	Number of freight railroads	23
	Freight railroad mileage	2,879
Employment and Earnings	Number of freight rail employees	2,434
	Average wages & benefits per freight rail employee	\$101,380
Railroad Retirement	Number of railroad retirement beneficiaries	12,400
	Railroad retirement benefits paid	\$220 million
Fuel Efficiency	In 2015, America's railroads moved a ton of freight an average of 473 miles on one gallon of fuel. That's like going from Raleigh to Columbus, OH. On average, railroads are four times more fuel efficient than trucks. Moving freight by rail instead of truck reduces greenhouse gas emissions by 75 percent.	
Cutting Highway Gridlock	One train can carry as much freight as several hundred trucks. It would have taken approximately 4.7 million additional trucks to handle the 85.0 million tons of freight that originated in, terminated in, or moved through North Carolina by rail in 2014.	

Rail Traffic Originated in 2015

Total Carloads: 342,285

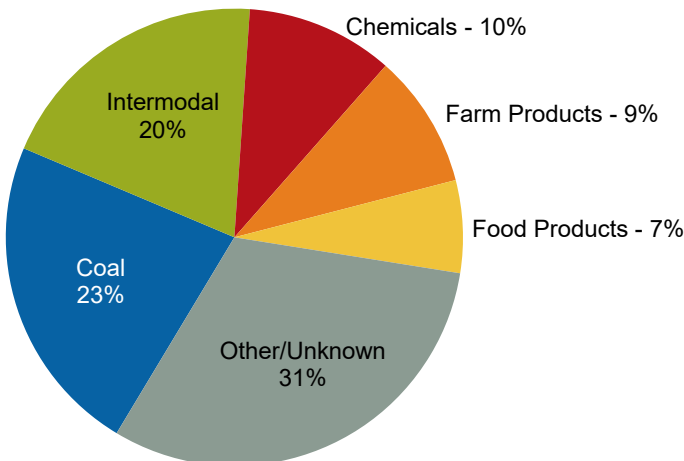


Commodity	Carloads	Percent
Intermodal	161,849	47%
Chemicals	38,668	11%
Nonmetallic Minerals	33,526	10%
Lumber, Wood Products	17,746	5%
Pulp and Paper	16,925	5%
Other/Unknown	73,571	21%

Source: AAR/Railinc

Rail Traffic Terminated in 2015

Total Carloads: 656,484



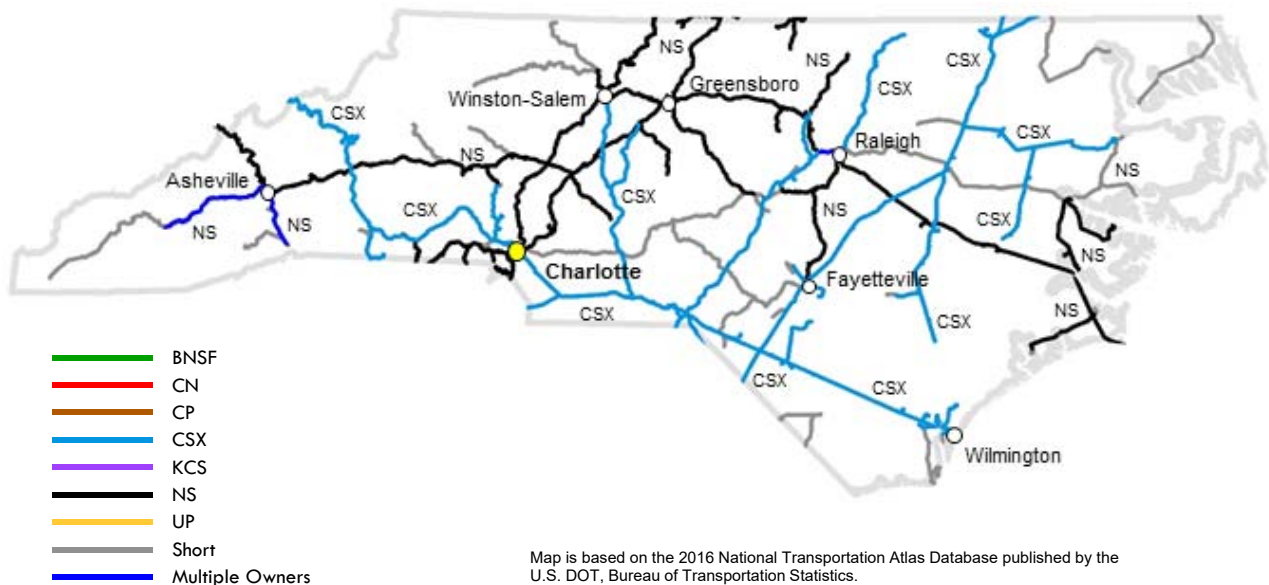
Commodity	Carloads	Percent
Coal	149,345	23%
Intermodal	129,491	20%
Chemicals	68,398	10%
Farm Products	62,172	9%
Food Products	42,998	7%
Other/Unknown	204,080	31%

Source: AAR/Railinc

Miles Operated In North Carolina in 2015	
Class I Railroads	
CSX Transportation	1,121
Norfolk Southern Corp.	1,193
	2,314
Regional Railroads	
(none)	
Local Railroads	
Aberdeen & Rockfish Railroad	50
Aberdeen, Carolina and Western Railway Co	150
Alexander Railroad	18
Atlantic & Western Railway	10
Blue Ridge Southern Railroad, LLC	92
Caldwell County Railroad Co.	17
Carolina Coastal Railway, Inc.	191
Chesapeake & Albemarle Railroad Co.	41
Great Smoky Mountains Railroad, Inc.	53
Kinston & Snow Hill Railroad Co., Inc.	6
Laurinburg & Southern Railroad	38
Piedmont & Northern Railroad	13
R. J. Corman Railroad - Carolina Lines	35
Thermal Belt Railway	9
Yadkin Valley Railroad Co.	106
	829

North Carolina Totals	Number of Freight Railroads	Miles Operated	
		Excluding Trackage Rights	Including Trackage Rights
Class I	2	1,898	2,314
Regional	0	0	0
Local	15	808	829
Switching & Terminal	6	173	173
Total	23	2,879	3,316

Miles Operated In North Carolina in 2015	
Switching & Terminal Railroads	
Cape Fear Railways	10
Clinton Terminal Railroad Co.	4
North Carolina & Atlantic Railroad	6
North Carolina & Virginia Railroad Co.	49
Wilmington Terminal Railroad, LP	17
Winston-Salem Southbound Railway	87
	173



Class I Railroad: A railroad with 2015 operating revenues of at least \$457.9 million. **Regional Railroad:** A non-Class I line-haul railroad that has annual revenues of at least \$40 million, or that operates at least 350 miles of road and revenues of at least \$20 million. **Local Railroad:** A railroad which is neither a Class I nor a Regional Railroad, and which is engaged primarily in line-haul service. **Switching & Terminal Railroad:** A non-Class I railroad engaged primarily in switching and/or terminal services for other railroads.