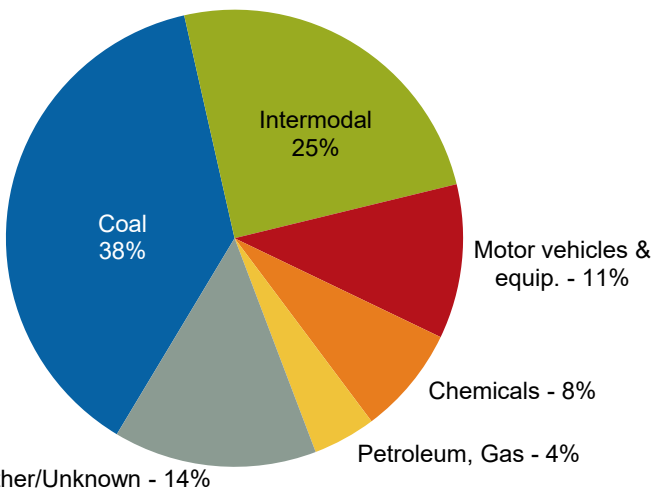


## Rail Fast Facts

<b>Operations</b>	Number of freight railroads	6
	Freight railroad mileage	1,860
<b>Employment and Earnings</b>	Number of freight rail employees	1,671
	Average wages & benefits per freight rail employee	\$114,550
<b>Railroad Retirement</b>	Number of railroad retirement beneficiaries	5,100
	Railroad retirement benefits paid	\$94 million
<b>Fuel Efficiency</b>	In 2015, America's railroads moved a ton of freight an average of 473 miles on one gallon of fuel. That's like going from Albuquerque to Abilene, TX. On average, railroads are four times more fuel efficient than trucks. Moving freight by rail instead of truck reduces greenhouse gas emissions by 75 percent.	
<b>Cutting Highway Gridlock</b>	One train can carry as much freight as several hundred trucks. It would have taken approximately 8.1 million additional trucks to handle the 145.4 million tons of freight that originated in, terminated in, or moved through New Mexico by rail in 2014.	

## Rail Traffic Originated in 2015

**Total Carloads: 170,386**

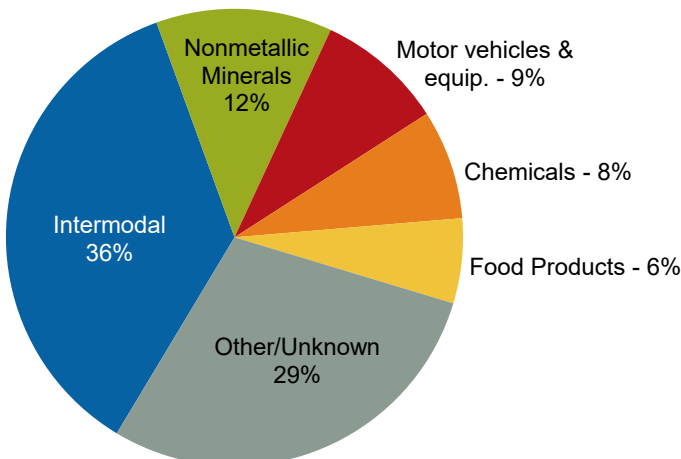


Commodity	Carloads	Percent
Coal	64,493	38%
Intermodal	42,135	25%
Motor vehicles & equip.	18,627	11%
Chemicals	13,025	8%
Petroleum, Gas	7,586	4%
Other/Unknown	24,520	14%

Source: AAR/Railinc

## Rail Traffic Terminated in 2015

**Total Carloads: 154,354**



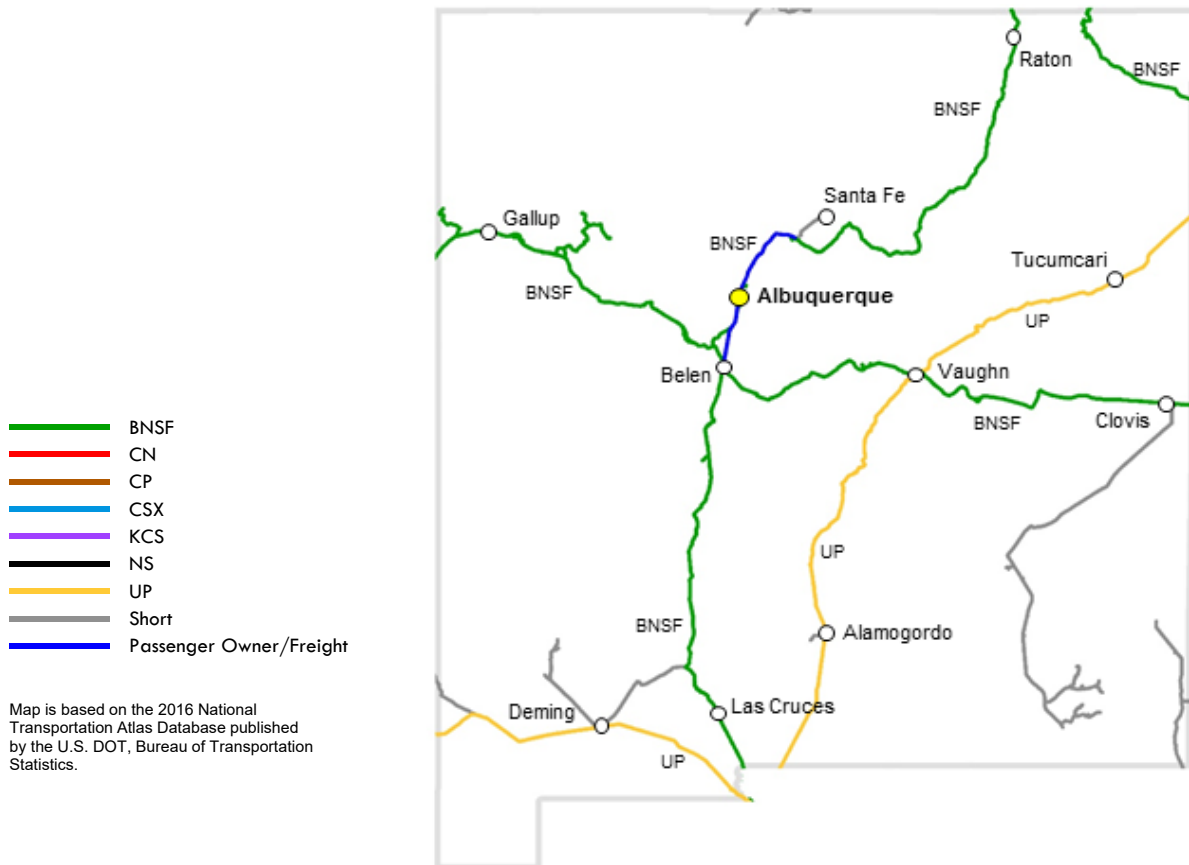
Commodity	Carloads	Percent
Intermodal	55,321	36%
Nonmetallic Minerals	19,231	12%
Motor vehicles & equip.	13,886	9%
Chemicals	11,968	8%
Food Products	9,262	6%
Other/Unknown	44,686	29%

Source: AAR/Railinc



	Miles Operated In New Mexico in 2015
<b>Class I Railroads</b>	
BNSF Railway Company	1,430
Union Pacific Railroad Co.	618
	2,048
<b>Regional Railroads</b>	
(none)	
<b>Local Railroads</b>	
Santa Teresa Southern Railroad, LLC	1
Texas New Mexico Railway	71
	72
<b>Switching &amp; Terminal Railroads</b>	
Arizona Eastern Railway Co.	48
Southwestern Railroad, Inc.	313
	361

New Mexico Totals	Number of Freight Railroads	Miles Operated	
		Excluding Trackage Rights	Including Trackage Rights
Class I	2	1,450	2,048
Regional	0	0	0
Local	2	72	72
Switching & Terminal	2	338	361
<b>Total</b>	<b>6</b>	<b>1,860</b>	<b>2,481</b>



**Class I Railroad:** A railroad with 2015 operating revenues of at least \$457.9 million. **Regional Railroad:** A non-Class I line-haul railroad that has annual revenues of at least \$40 million, or that operates at least 350 miles of road and revenues of at least \$20 million. **Local Railroad:** A railroad which is neither a Class I nor a Regional Railroad, and which is engaged primarily in line-haul service. **Switching & Terminal Railroad:** A non-Class I railroad engaged primarily in switching and/or terminal services for other railroads.