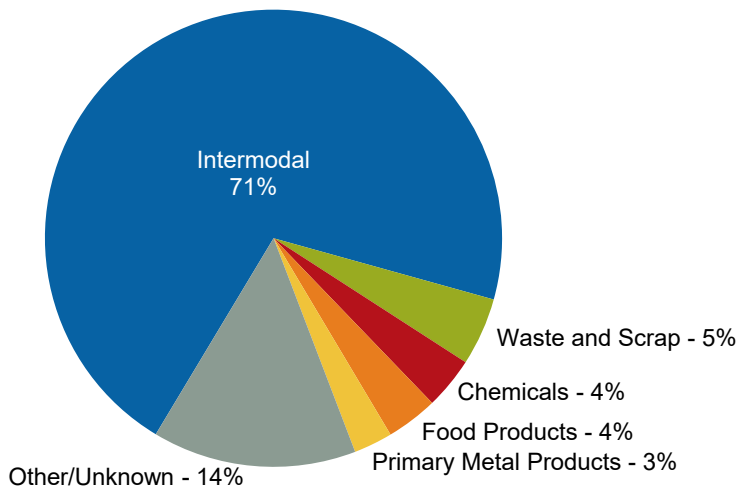


Rail Fast Facts

Operations	Number of freight railroads	17
	Freight railroad mileage	984
Employment and Earnings	Number of freight rail employees	1,132
	Average wages & benefits per freight rail employee	\$102,180
Railroad Retirement	Number of railroad retirement beneficiaries	10,000
	Railroad retirement benefits paid	\$200 million
Fuel Efficiency	In 2015, America's railroads moved a ton of freight an average of 473 miles on one gallon of fuel. That's like going from Newark to Raleigh, NC. On average, railroads are four times more fuel efficient than trucks. Moving freight by rail instead of truck reduces greenhouse gas emissions by 75 percent.	
Cutting Highway Gridlock	One train can carry as much freight as several hundred trucks. It would have taken approximately 2.6 million additional trucks to handle the 46.4 million tons of freight that originated in, terminated in, or moved through New Jersey by rail in 2014.	

Rail Traffic Originated in 2015

Total Carloads: 586,999

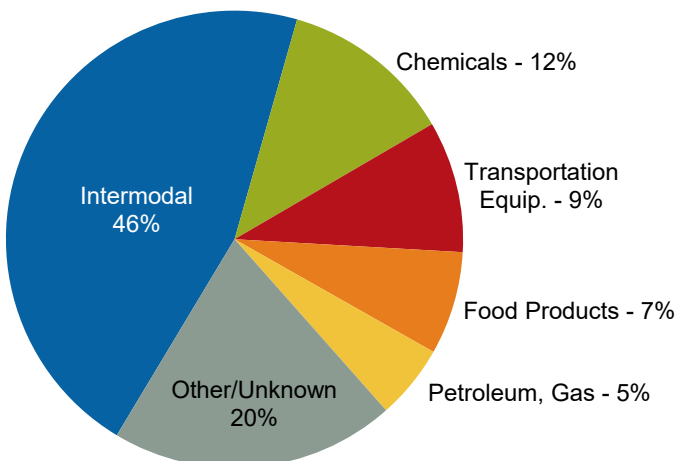


Commodity	Carloads	Percent
Intermodal	415,021	71%
Waste and Scrap	28,196	5%
Chemicals	21,622	4%
Food Products	21,393	4%
Primary Metal Products	16,103	3%
Other/Unknown	84,664	14%

Source: AAR/Railinc

Rail Traffic Terminated in 2015

Total Carloads: 698,556












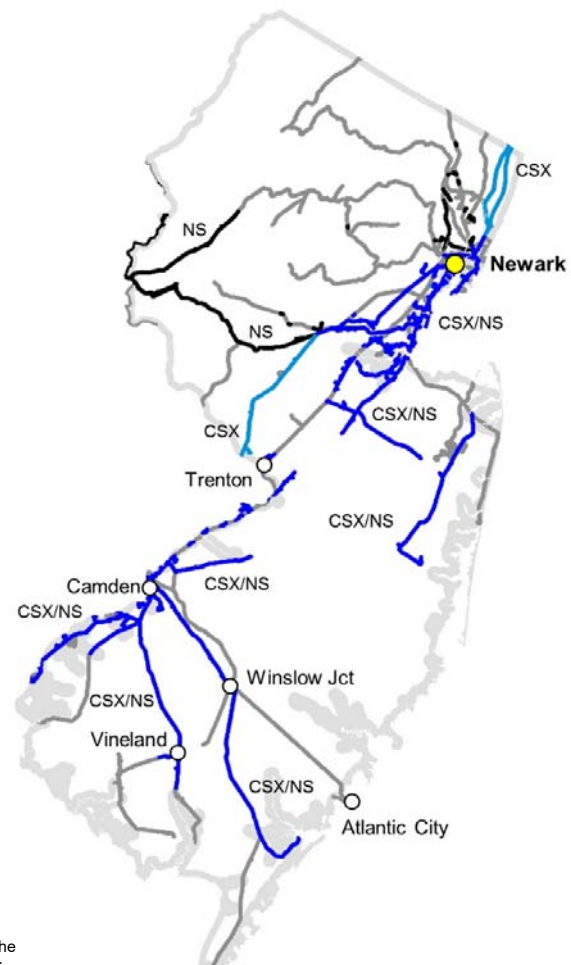
Commodity	Carloads	Percent
Intermodal	320,002	46%
Chemicals	85,111	12%
Transportation Equip.	64,954	9%
Food Products	50,929	7%
Petroleum, Gas	36,751	5%
Other/Unknown	140,809	20%

Source: AAR/Railinc

	Miles Operated In New Jersey in 2015
Class I Railroads	
CSX Transportation	642
Norfolk Southern Corp.	931
	1,573
Regional Railroads	
New York, Susquehanna & Western Rwy.	91
	91
Local Railroads	
Belvidere & Delaware River Railway Co.	19
Morristown & Erie Railway, Inc.	42
New Jersey Rail Carrier, LLC	2
New Jersey Seashore Lines	13
New York & Greenwood Lake Railway	2
SMS Rail Service, Inc.	13
Southern Railroad Company of New Jersey	53
Winchester & Western Railroad	50
	194
Switching & Terminal Railroads	
Black River & Western Railroad	17
Conrail, Inc.	469
East Jersey Railroad & Terminal Co.	10
Hainesport Industrial Railroad, LLC	1
Hainesport Secondary, LLC	1
Raritan Central Railway, LLC	17
	515

New Jersey Totals	Number of Freight Railroads	Miles Operated	
		Excluding Trackage Rights	Including Trackage Rights
Class I	2	186	1,573
Regional	1	91	91
Local	8	194	194
Switching & Terminal	6	513	515
Total	17	984	2,373

	BNSF
	CN
	CP
	CSX
	KCS
	NS
	UP
	Short
	Conrail Shared Assets



Map is based on the 2016 National Transportation Atlas Database published by the U.S. DOT, Bureau of Transportation Statistics.

Class I Railroad: A railroad with 2015 operating revenues of at least \$457.9 million. **Regional Railroad:** A non-Class I line-haul railroad that has annual revenues of at least \$40 million, or that operates at least 350 miles of road and revenues of at least \$20 million. **Local Railroad:** A railroad which is neither a Class I nor a Regional Railroad, and which is engaged primarily in line-haul service. **Switching & Terminal Railroad:** A non-Class I railroad engaged primarily in switching and/or terminal services for other railroads.