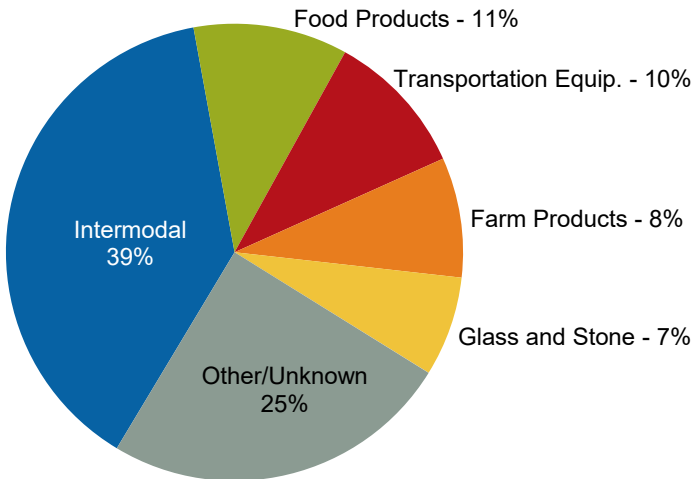


Rail Fast Facts

Operations	Number of freight railroads	18
	Freight railroad mileage	3,858
Employment and Earnings	Number of freight rail employees	7,333
	Average wages & benefits per freight rail employee	\$110,980
Railroad Retirement	Number of railroad retirement beneficiaries	23,700
	Railroad retirement benefits paid	\$438 million
Fuel Efficiency	In 2015, America's railroads moved a ton of freight an average of 473 miles on one gallon of fuel. That's like going from St. Louis to Birmingham, AL. On average, railroads are four times more fuel efficient than trucks. Moving freight by rail instead of truck reduces greenhouse gas emissions by 75 percent.	
Cutting Highway Gridlock	One train can carry as much freight as several hundred trucks. It would have taken approximately 25.1 million additional trucks to handle the 450.9 million tons of freight that originated in, terminated in, or moved through Missouri by rail in 2014.	

Rail Traffic Originated in 2015

Total Carloads: 551,474

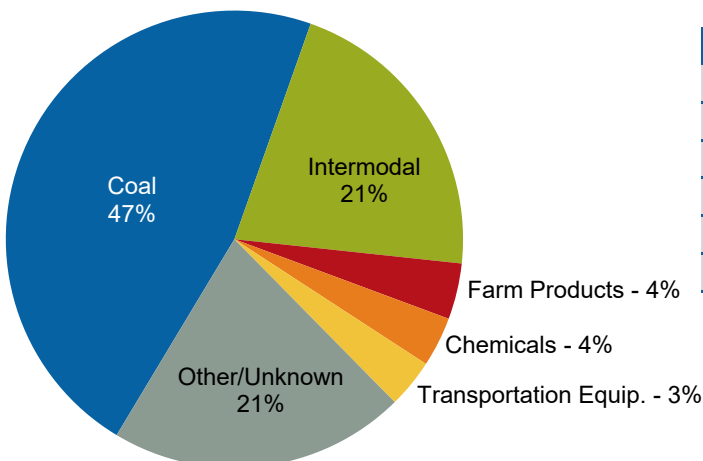


Commodity	Carloads	Percent
Intermodal	212,381	39%
Food Products	60,233	11%
Transportation Equip.	56,493	10%
Farm Products	46,815	8%
Glass and Stone	38,944	7%
Other/Unknown	136,608	25%

Source: AAR/Railinc

Rail Traffic Terminated in 2015

Total Carloads: 869,200



Commodity	Carloads	Percent
Coal	406,844	47%
Intermodal	185,012	21%
Farm Products	34,358	4%
Chemicals	30,680	4%
Transportation Equip.	29,946	3%
Other/Unknown	182,360	21%

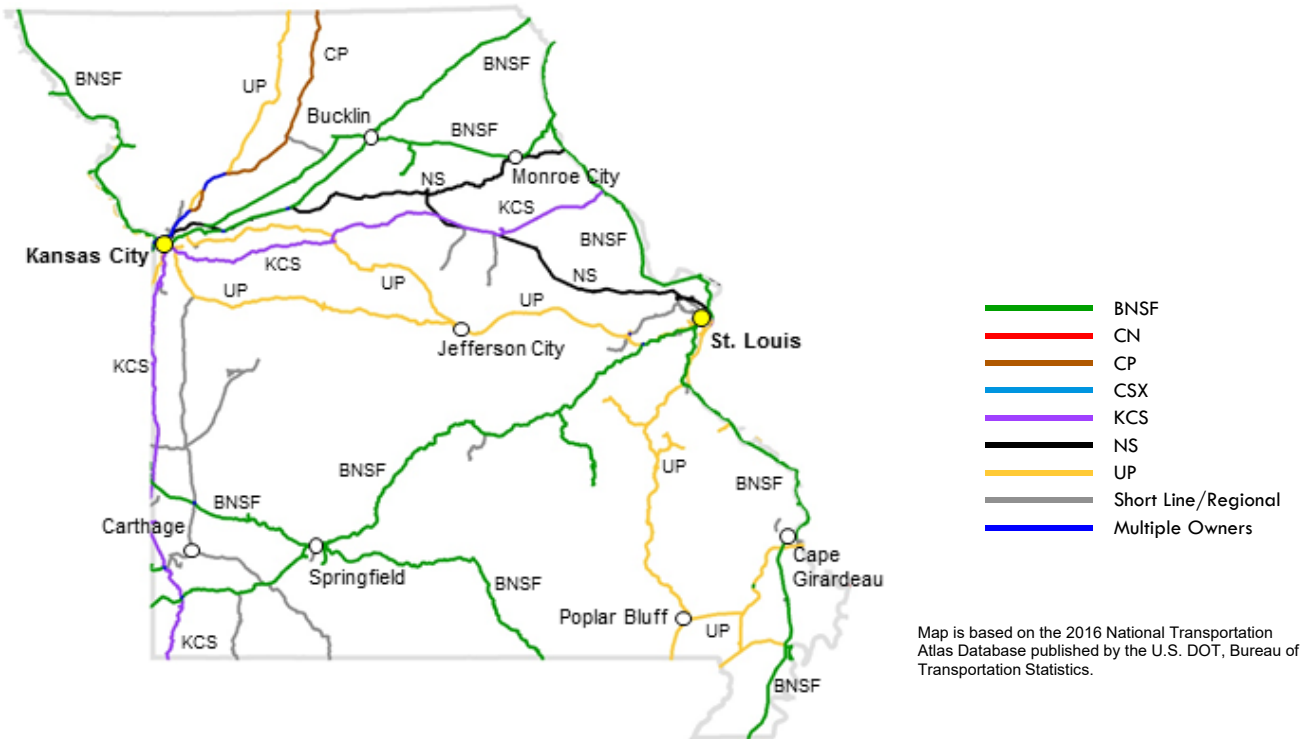
Source: AAR/Railinc



Miles Operated In Missouri in 2015	
Class I Railroads	
BNSF Railway Company	1,613
CSX Transportation	11
Kansas City Southern Railway Co.	417
Norfolk Southern Corp.	409
Canadian Pacific Railway	144
Union Pacific Railroad Co.	1,537
	4,131
Regional Railroads	
(none)	
Local Railroads	
Arkansas & Missouri Railroad	32
Central Midland Railway	52
Kaw River Railroad	25
Missouri & Northern Arkansas Railroad	394
Ozark Valley Railroad, Inc.	25
	528

Missouri Totals	Number of Freight Railroads	Miles Operated	
		Excluding Trackage Rights	Including Trackage Rights
Class I	6	3,288	4,131
Regional	0	0	0
Local	5	495	528
Switching & Terminal	7	75	75
Total	18	3,858	4,734

Miles Operated In Missouri in 2015	
Switching & Terminal Railroads	
Aftton Terminal Services Railroad	2
Burlington Junction Railway	6
Columbia Terminal	21
Missouri North Central Railroad	4
Semo Port Railroad, Inc.	7
Terminal Railroad Assn. of St. Louis	25
West Belt Railway LLC	10
	75



Class I Railroad: A railroad with 2015 operating revenues of at least \$457.9 million. **Regional Railroad:** A non-Class I line-haul railroad that has annual revenues of at least \$40 million, or that operates at least 350 miles of road and revenues of at least \$20 million. **Local Railroad:** A railroad which is neither a Class I nor a Regional Railroad, and which is engaged primarily in line-haul service. **Switching & Terminal Railroad:** A non-Class I railroad engaged primarily in switching and/or terminal services for other railroads.