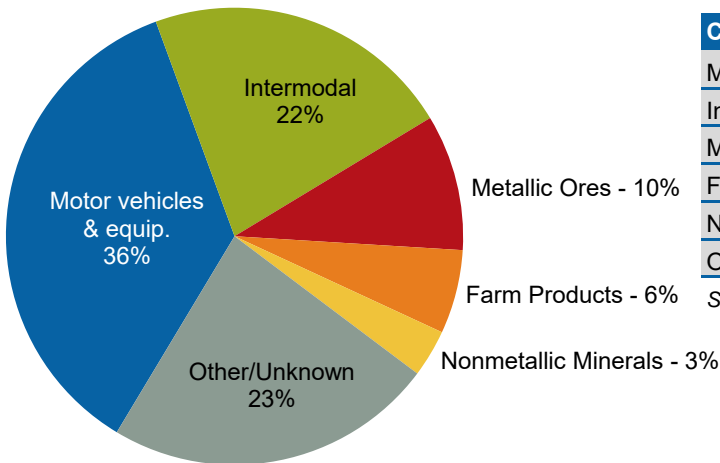


## Rail Fast Facts

|                                 |   |               |
|---------------------------------|---|---------------|
| <b>Operations</b>               | Number of freight railroads   | 28            |
|                                 | Freight railroad mileage  | 3,234         |
| <b>Employment and Earnings</b>  | Number of freight rail employees  | 3,194         |
|                                 | Average wages & benefits per freight rail employee  | \$107,080     |
| <b>Railroad Retirement</b>      | Number of railroad retirement beneficiaries   | 16,700        |
|                                 | Railroad retirement benefits paid   | \$303 million |
| <b>Fuel Efficiency</b>          | In 2015, America's railroads moved a ton of freight an average of 473 miles on one gallon of fuel. That's like going from Detroit to Iowa City, IA. On average, railroads are four times more fuel efficient than trucks. Moving freight by rail instead of truck reduces greenhouse gas emissions by 75 percent. |               |
| <b>Cutting Highway Gridlock</b> | One train can carry as much freight as several hundred trucks. It would have taken approximately 5.2 million additional trucks to handle the 93.7 million tons of freight that originated in, terminated in, or moved through Michigan by rail in 2014.   |               |

## Rail Traffic Originated in 2015

**Total Carloads: 656,163**

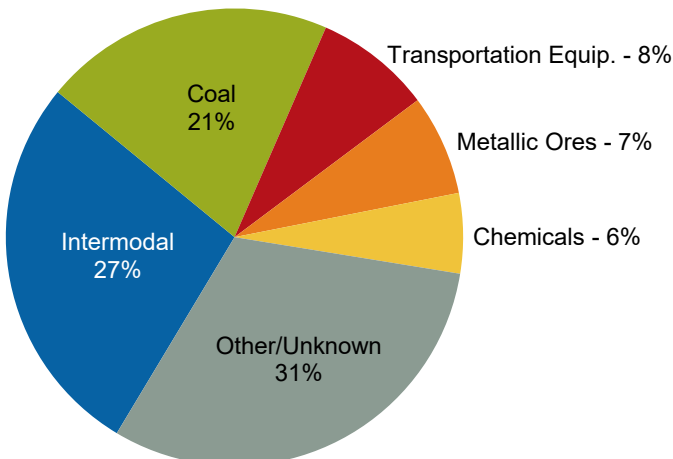


| Commodity               | Carloads | Percent |
|-------------------------|----------|---------|
| Motor vehicles & equip. | 234,897  | 36%     |
| Intermodal              | 143,921  | 22%     |
| Metallic Ores           | 63,151   | 10%     |
| Farm Products           | 38,900   | 6%      |
| Nonmetallic Minerals    | 21,981   | 3%      |
| Other/Unknown           | 153,313  | 23%     |

Source: AAR/Railinc

## Rail Traffic Terminated in 2015

**Total Carloads: 655,325**



| Commodity             | Carloads | Percent |
|-----------------------|----------|---------|
| Intermodal            | 179,068  | 27%     |
| Coal                  | 135,043  | 21%     |
| Transportation Equip. | 54,022   | 8%      |
| Metallic Ores         | 46,621   | 7%      |
| Chemicals             | 37,150   | 6%      |
| Other/Unknown         | 203,421  | 31%     |










Source: AAR/Railinc

|                                    | Miles Operated<br>In Michigan in 2015 |
|------------------------------------|---------------------------------------|
| <b>Class I Railroads</b>           |                                       |
| CSX Transportation                 | 558                                   |
| Canadian National                  | 923                                   |
| Norfolk Southern Corp.             | 487                                   |
| Canadian Pacific Railway           | 80                                    |
|                                    | 2,048                                 |
| <b>Canadian Railroads*</b>         |                                       |
| Canadian National                  | 1                                     |
|                                    | 1                                     |
| <b>Regional Railroads</b>          |                                       |
| (none)                             |                                       |
| <b>Local Railroads</b>             |                                       |
| Ann Arbor Railroad Co.             | 41                                    |
| Escanaba & Lake Superior Railroad  | 124                                   |
| Grand Elk Railroad, LLC            | 123                                   |
| Grand Rapids Eastern Railroad      | 22                                    |
| Great Lakes Central Railroad       | 411                                   |
| Huron & Eastern Railway            | 306                                   |
| Indiana & Ohio Railway Company     | 44                                    |
| Indiana Northeastern Railroad Co.  | 52                                    |
| Jackson & Lansing Railroad Company | 49                                    |
| Lake State Railway Co.             | 306                                   |
| Lake Superior & Ishpeming Railroad | 50                                    |
| Marquette Rail, LLC                | 128                                   |
| Mid-Michigan Railroad, Inc.        | 32                                    |
| Mineral Range Railroad             | 14                                    |
|                                    | 1,701                                 |

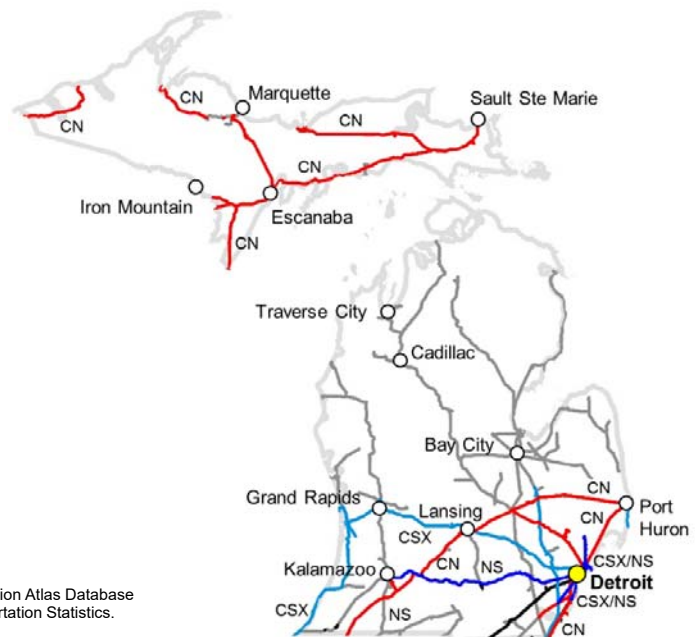
| Michigan<br>Totals   | Number<br>of Freight<br>Railroads | Miles Operated                  |                                 |
|----------------------|-----------------------------------|---------------------------------|---------------------------------|
|                      |                                   | Excluding<br>Trackage<br>Rights | Including<br>Trackage<br>Rights |
| Class I              | 4                                 | 1,408                           | 2,048                           |
| Canadian*            | 1                                 | 1                               | 1                               |
| Regional             | 0                                 | 0                               | 0                               |
| Local                | 14                                | 1,650                           | 1,701                           |
| Switching & Terminal | 9                                 | 175                             | 175                             |
| Total                | 28                                | 3,234                           | 3,925                           |

|   | Miles Operated<br>In Michigan in 2015 |
|---|---------------------------------------|
| <b>Switching &amp; Terminal Railroads</b> |                                       |
| Adrian & Blissfield Rail Road Co.         | 20                                    |
| Charlotte Southern Railroad               | 3                                     |
| Conrail, Inc.                             | 96                                    |
| Delray Connecting Railroad                | 16                                    |
| Detroit Connecting Railroad Company       | 2                                     |
| Lapeer Industrial Railroad Company        | 1                                     |
| Michigan Shore Railroad                   | 4                                     |
| Michigan Southern Railroad Company        | 18                                    |
| West Michigan Railroad Co.                | 15                                    |
|   | 175                                   |

\* Canadian-owned lines not reported with a U.S. subsidiary.

|   |                 |
|---|-----------------|
|  | BNSF            |
|  | CN              |
|  | CP              |
|  | CSX             |
|  | KCS             |
|  | NS              |
|  | UP              |
|  | Short           |
|  | Multiple Owners |

Map is based on the 2016 National Transportation Atlas Database published by the U.S. DOT, Bureau of Transportation Statistics.



**Class I Railroad:** A railroad with 2015 operating revenues of at least \$457.9 million. **Regional Railroad:** A non-Class I line-haul railroad that has annual revenues of at least \$40 million, or that operates at least 350 miles of road and revenues of at least \$20 million. **Local Railroad:** A railroad which is neither a Class I nor a Regional Railroad, and which is engaged primarily in line-haul service. **Switching & Terminal Railroad:** A non-Class I railroad engaged primarily in switching and/or terminal services for other railroads.