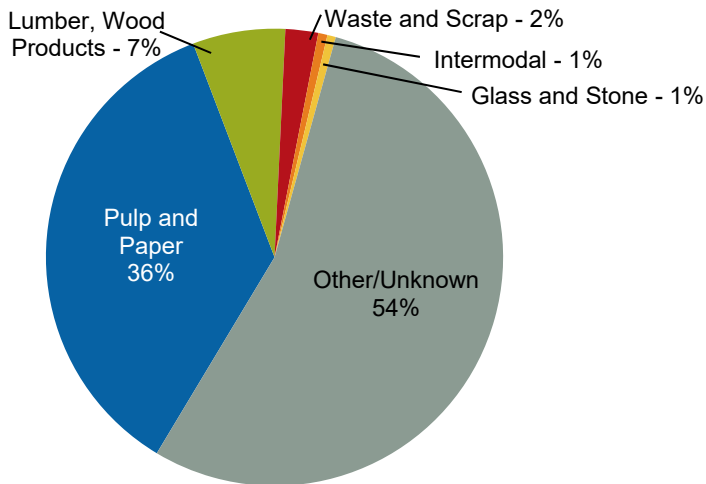


Rail Fast Facts

Operations	Number of freight railroads	6
	Freight railroad mileage	1,091
Employment and Earnings	Number of freight rail employees	650
	Average wages & benefits per freight rail employee	\$97,950
Railroad Retirement	Number of railroad retirement beneficiaries	3,000
	Railroad retirement benefits paid	\$52 million
Fuel Efficiency	In 2015, America's railroads moved a ton of freight an average of 473 miles on one gallon of fuel. That's like going from Portland, Maine to Baltimore. On average, railroads are four times more fuel efficient than trucks. Moving freight by rail instead of truck reduces greenhouse gas emissions by 75 percent.	
Cutting Highway Gridlock	One train can carry as much freight as several hundred trucks. It would have taken approximately 300,000 additional trucks to handle the 4.7 million tons of freight that originated in, terminated in, or moved through Maine by rail in 2014.	

Rail Traffic Originated in 2015

Total Carloads: 36,202

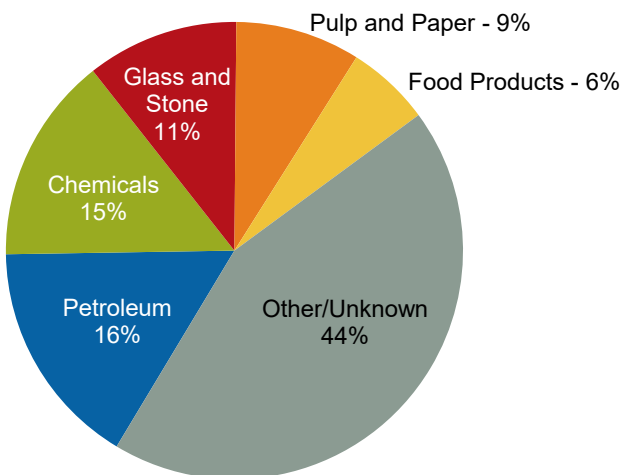


Commodity	Carloads	Percent
Pulp and Paper	12,885	36%
Lumber, Wood Products	2,376	7%
Waste and Scrap	835	2%
Intermodal	237	1%
Glass and Stone	215	1%
Other/Unknown	19,654	54%

Source: AAR/Railinc

Rail Traffic Terminated in 2015

Total Carloads: 29,914




Commodity	Carloads	Percent
Petroleum	4,826	16%
Chemicals	4,380	15%
Glass and Stone	3,215	11%
Pulp and Paper	2,641	9%
Food Products	1,778	6%
Other/Unknown	13,074	44%

Source: AAR/Railinc

	Miles Operated In Maine in 2015
Class I Railroads	
(none)	
Regional Railroads	
Central Maine & Quebec Railway	295
Pan Am Railways	372
	667
Local Railroads	
Eastern Maine Railway Co.	105
Maine Northern Railway	233
St. Lawrence & Atlantic Railroad Co.	84
	422

Maine Totals	Number of Freight Railroads	Miles Operated	
		Excluding Trackage Rights	Including Trackage Rights
Class I	0	0	0
Regional	2	667	667
Local	3	422	422
Switching & Terminal	1	2	2
Total	6	1,091	1,091

	Miles Operated In Maine in 2015
Switching & Terminal Railroads	
Turners Island, LLC	2
	2



Map is based on the 2016 National Transportation Atlas Database published by the U.S. DOT, Bureau of Transportation Statistics.

Class I Railroad: A railroad with 2015 operating revenues of at least \$457.9 million. **Regional Railroad:** A non-Class I line-haul railroad that has annual revenues of at least \$40 million, or that operates at least 350 miles of road and revenues of at least \$20 million. **Local Railroad:** A railroad which is neither a Class I nor a Regional Railroad, and which is engaged primarily in line-haul service. **Switching & Terminal Railroad:** A non-Class I railroad engaged primarily in switching and/or terminal services for other railroads.