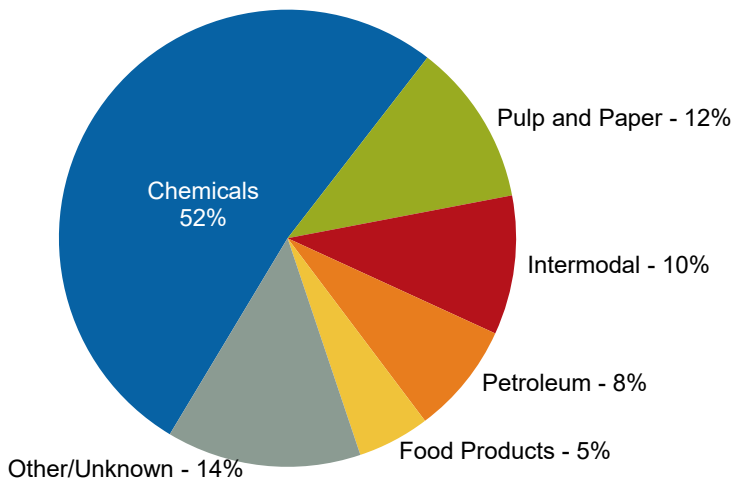


Rail Fast Facts

Operations	Number of freight railroads	19
	Freight railroad mileage	3,041
Employment and Earnings	Number of freight rail employees	3,083
	Average wages & benefits per freight rail employee	\$107,560
Railroad Retirement	Number of railroad retirement beneficiaries	9,200
	Railroad retirement benefits paid	\$168 million
Fuel Efficiency	In 2015, America's railroads moved a ton of freight an average of 473 miles on one gallon of fuel. That's like going from New Orleans to Dallas. On average, railroads are four times more fuel efficient than trucks. Moving freight by rail instead of truck reduces greenhouse gas emissions by 75 percent.	
Cutting Highway Gridlock	One train can carry as much freight as several hundred trucks. It would have taken approximately 7.9 million additional trucks to handle the 143.0 million tons of freight that originated in, terminated in, or moved through Louisiana by rail in 2014.	

Rail Traffic Originated in 2015

Total Carloads: 484,926

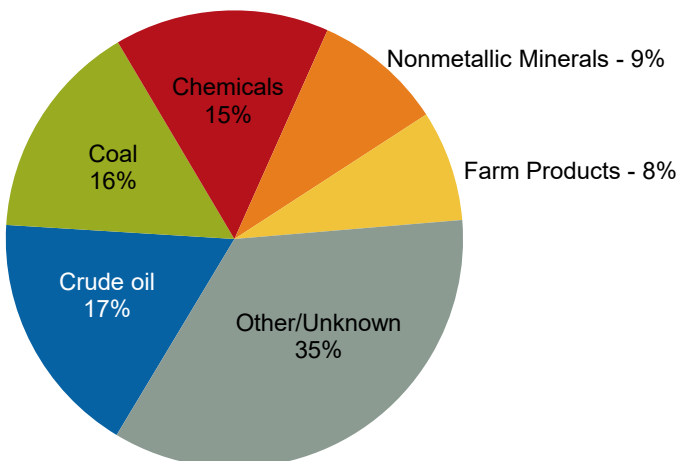


Commodity	Carloads	Percent
Chemicals	251,546	52%
Pulp and Paper	55,830	12%
Intermodal	47,726	10%
Petroleum	38,238	8%
Food Products	24,816	5%
Other/Unknown	66,770	14%

Source: AAR/Railinc

Rail Traffic Terminated in 2015

Total Carloads: 493,474



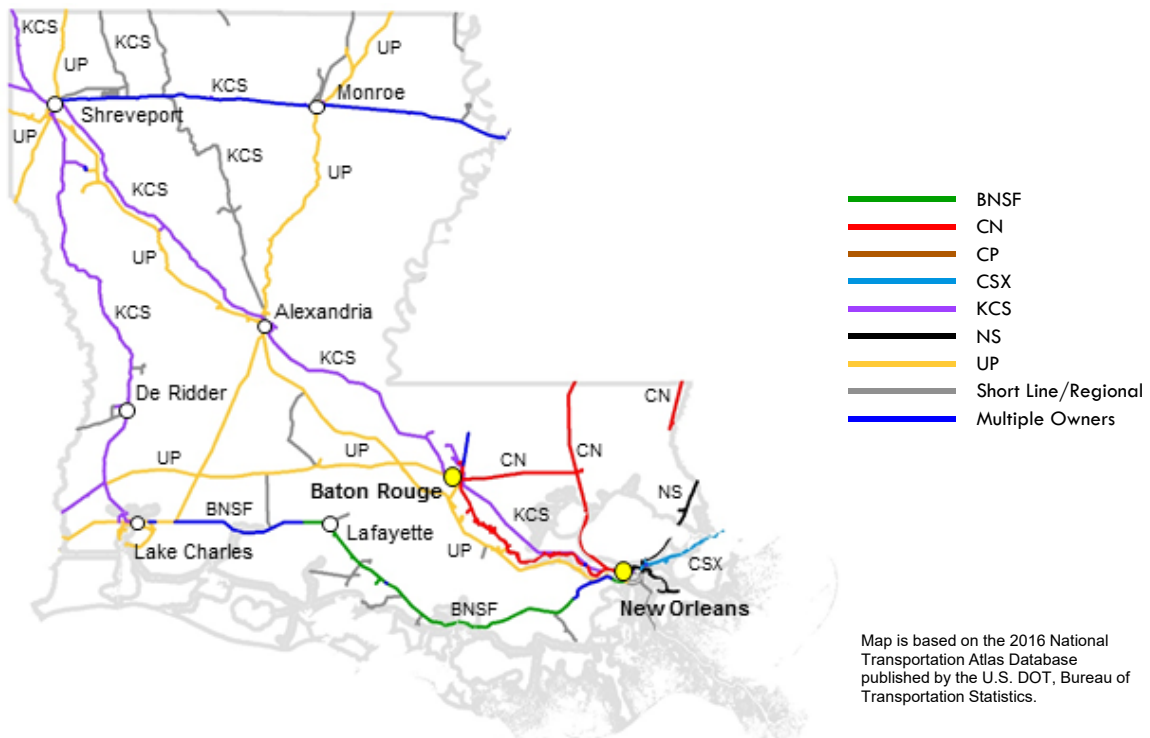
Commodity	Carloads	Percent
Crude oil	85,746	17%
Coal	76,496	16%
Chemicals	74,915	15%
Nonmetallic Minerals	45,256	9%
Farm Products	38,623	8%
Other/Unknown	172,438	35%

Source: AAR/Railinc

Miles Operated In Louisiana in 2015	
Class I Railroads	
BNSF Railway Company	362
CSX Transportation	43
Canadian National	239
Kansas City Southern Railway Co.	744
Norfolk Southern Corp.	76
Union Pacific Railroad Co.	1,152
	2,616
Local Railroads	
Acadiana Railway Company, Inc.	87
Arkansas, Louisiana & Mississippi Railroad	49
Delta Southern Railroad	51
Louisiana & Delta Railroad, Inc.	86
Louisiana & North West Railroad Co.	36
Louisiana Southern Railroad, Inc.	188
North Louisiana & Arkansas Railroad	65
Timber Rock Railroad, Inc.	22
	584
Regional Railroads	
(none)	

Louisiana Totals	Number of Freight Railroads	Miles Operated	
		Excluding Trackage Rights	Including Trackage Rights
Class I	6	2,361	2,616
Regional	0	0	0
Local	8	584	584
Switching & Terminal	5	96	103
Total	19	3,041	3,303

Miles Operated In Louisiana in 2015	
Switching & Terminal Railroads	
Baton Rouge Southern Railroad, LLC	26
Bogalusa Bayou Railroad (BBAY)	6
New Orleans & Gulf Coast Railway Co., Inc.	32
New Orleans Public Belt Railroad	28
Port Rail, Inc.	11
	103



Map is based on the 2016 National Transportation Atlas Database published by the U.S. DOT, Bureau of Transportation Statistics.

Class I Railroad: A railroad with 2015 operating revenues of at least \$457.9 million. **Regional Railroad:** A non-Class I line-haul railroad that has annual revenues of at least \$40 million, or that operates at least 350 miles of road and revenues of at least \$20 million. **Local Railroad:** A railroad which is neither a Class I nor a Regional Railroad, and which is engaged primarily in line-haul service. **Switching & Terminal Railroad:** A non-Class I railroad engaged primarily in switching and/or terminal services for other railroads.