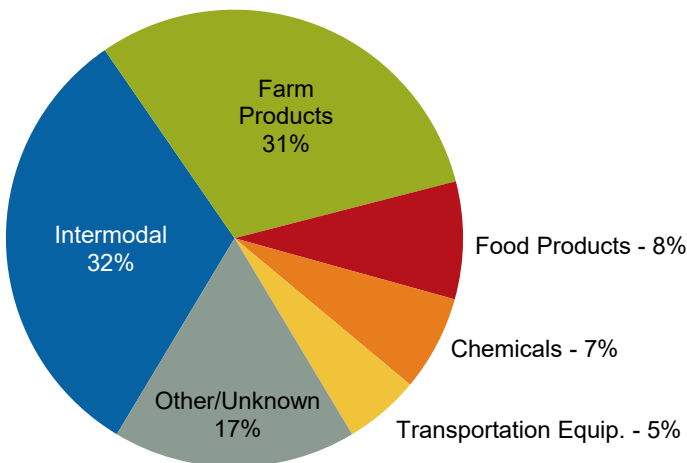


Rail Fast Facts

Operations	Number of freight railroads	13
	Freight railroad mileage	4,768
Employment and Earnings	Number of freight rail employees	5,427
	Average wages & benefits per freight rail employee	\$112,780
Railroad Retirement	Number of railroad retirement beneficiaries	17,400
	Railroad retirement benefits paid	\$331 million
Fuel Efficiency	In 2015, America's railroads moved a ton of freight an average of 473 miles on one gallon of fuel. That's like going from Topeka to Dallas. On average, railroads are four times more fuel efficient than trucks. Moving freight by rail instead of truck reduces greenhouse gas emissions by 75 percent.	
Cutting Highway Gridlock	One train can carry as much freight as several hundred trucks. It would have taken approximately 20.5 million additional trucks to handle the 368.3 million tons of freight that originated in, terminated in, or moved through Kansas by rail in 2014.	

Rail Traffic Originated in 2015

Total Carloads: 448,621

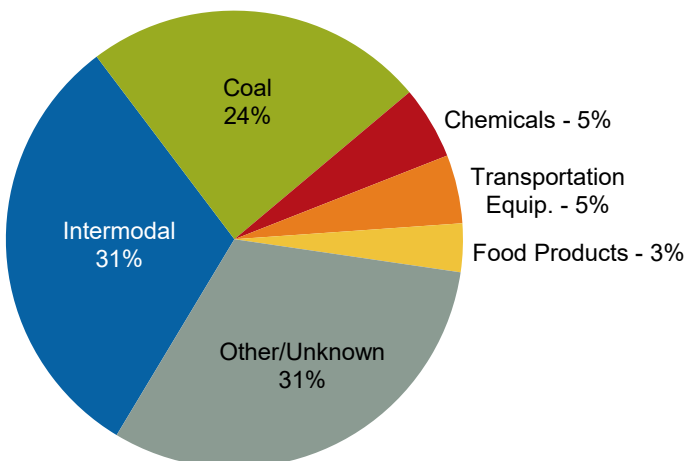


Commodity	Carloads	Percent
Intermodal	142,612	32%
Farm Products	137,223	31%
Food Products	37,342	8%
Chemicals	30,265	7%
Transportation Equip.	23,963	5%
Other/Unknown	77,216	17%

Source: AAR/Railinc

Rail Traffic Terminated in 2015

Total Carloads: 470,227



Commodity	Carloads	Percent
Intermodal	146,233	31%
Coal	113,657	24%
Chemicals	24,236	5%
Transportation Equip.	22,815	5%
Food Products	16,142	3%
Other/Unknown	147,144	31%

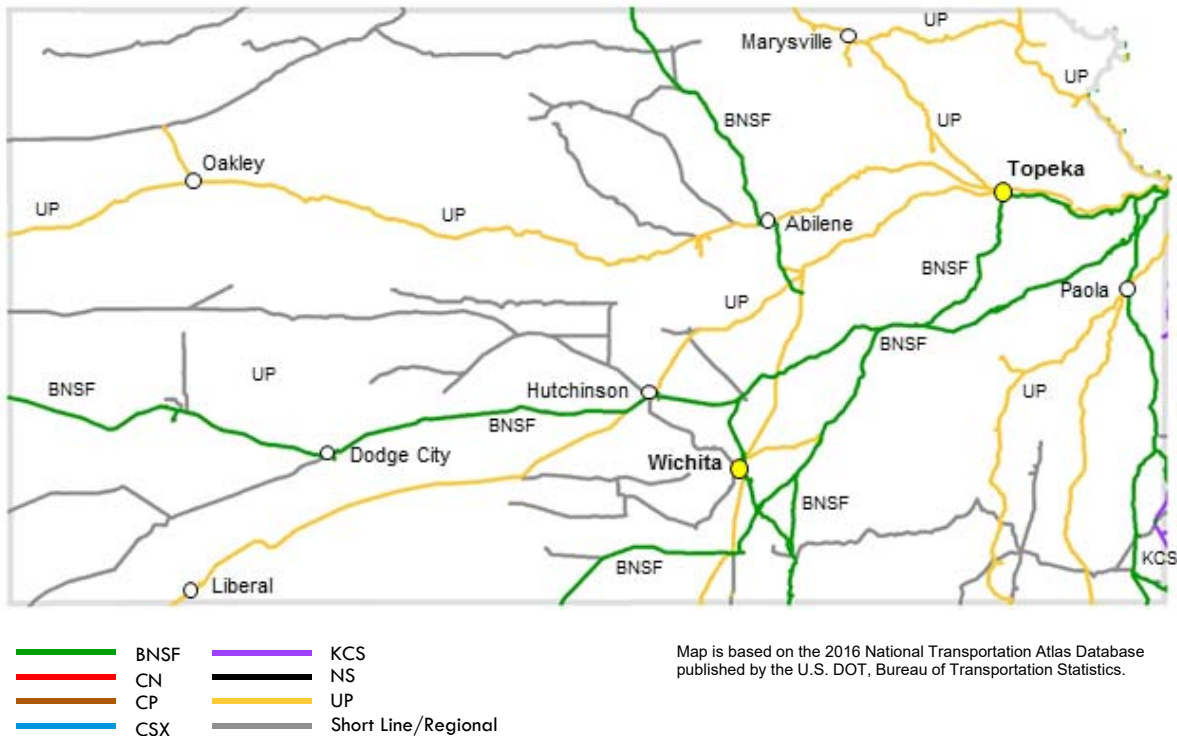
Source: AAR/Railinc



Miles Operated In Kansas in 2015	
Class I Railroads	
BNSF Railway Company	1,587
Kansas City Southern Railway Co.	18
Norfolk Southern Corp.	2
Union Pacific Railroad Co.	2,203
	3,810
Regional Railroads	
Kansas & Oklahoma Railroad, Inc.	923
Kyle Railroad	442
Nebraska Kansas Colorado Railway, Inc.	120
	1,485
Local Railroads	
Blackwell Northern Gateway Railroad	18
Cimarron Valley Railroad	183
South Kansas & Oklahoma Railroad	348
V & S Railway, LLC	21
	570

Kansas Totals	Number of Freight Railroads	Miles Operated	
		Excluding Trackage Rights	Including Trackage Rights
Class I	4	2,723	3,810
Regional	3	1,443	1,485
Local	4	552	570
Switching & Terminal	2	50	50
Total	13	4,768	5,915

Miles Operated In Kansas in 2015	
Switching & Terminal Railroads	
Garden City Western Railway	40
Wichita Terminal Association	10
	50



Class I Railroad: A railroad with 2015 operating revenues of at least \$457.9 million. **Regional Railroad:** A non-Class I line-haul railroad that has annual revenues of at least \$40 million, or that operates at least 350 miles of road and revenues of at least \$20 million. **Local Railroad:** A railroad which is neither a Class I nor a Regional Railroad, and which is engaged primarily in line-haul service. **Switching & Terminal Railroad:** A non-Class I railroad engaged primarily in switching and/or terminal services for other railroads.