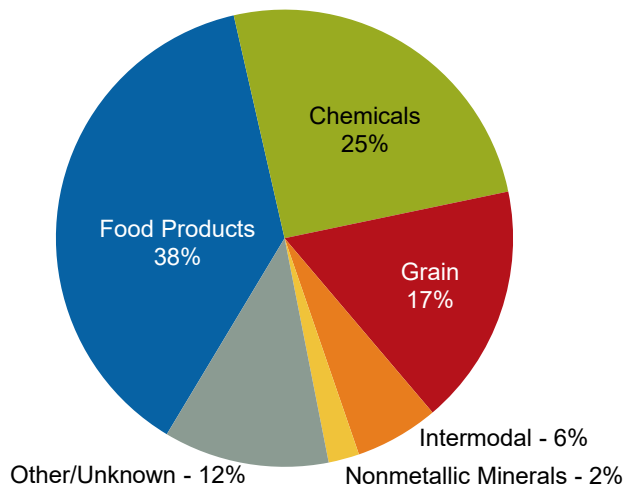


## Rail Fast Facts

<b>Operations</b>	Number of freight railroads	15
	Freight railroad mileage	3,818
<b>Employment and Earnings</b>	Number of freight rail employees	3,746
	Average wages & benefits per freight rail employee	\$107,420
<b>Railroad Retirement</b>	Number of railroad retirement beneficiaries	11,200
	Railroad retirement benefits paid	\$206 million
<b>Fuel Efficiency</b>	In 2015, America's railroads moved a ton of freight an average of 473 miles on one gallon of fuel. That's like going from Des Moines to Indianapolis. On average, railroads are four times more fuel efficient than trucks. Moving freight by rail instead of truck reduces greenhouse gas emissions by 75 percent.	
<b>Cutting Highway Gridlock</b>	One train can carry as much freight as several hundred trucks. It would have taken approximately 19.8 million additional trucks to handle the 357.2 million tons of freight that originated in, terminated in, or moved through Iowa by rail in 2014.	

## Rail Traffic Originated in 2015

**Total Carloads: 534,140**

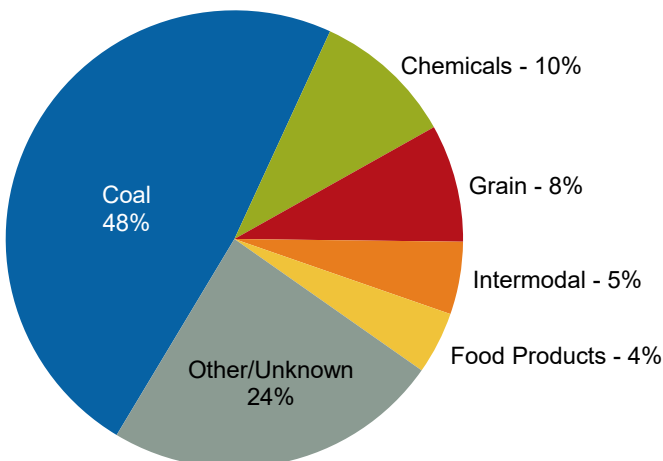


Commodity	Carloads	Percent
Food Products	202,022	38%
Chemicals	135,086	25%
Grain	91,139	17%
Intermodal	31,719	6%
Nonmetallic Minerals	11,643	2%
Other/Unknown	62,531	12%

Source: AAR/Railinc

## Rail Traffic Terminated in 2015

**Total Carloads: 417,123**



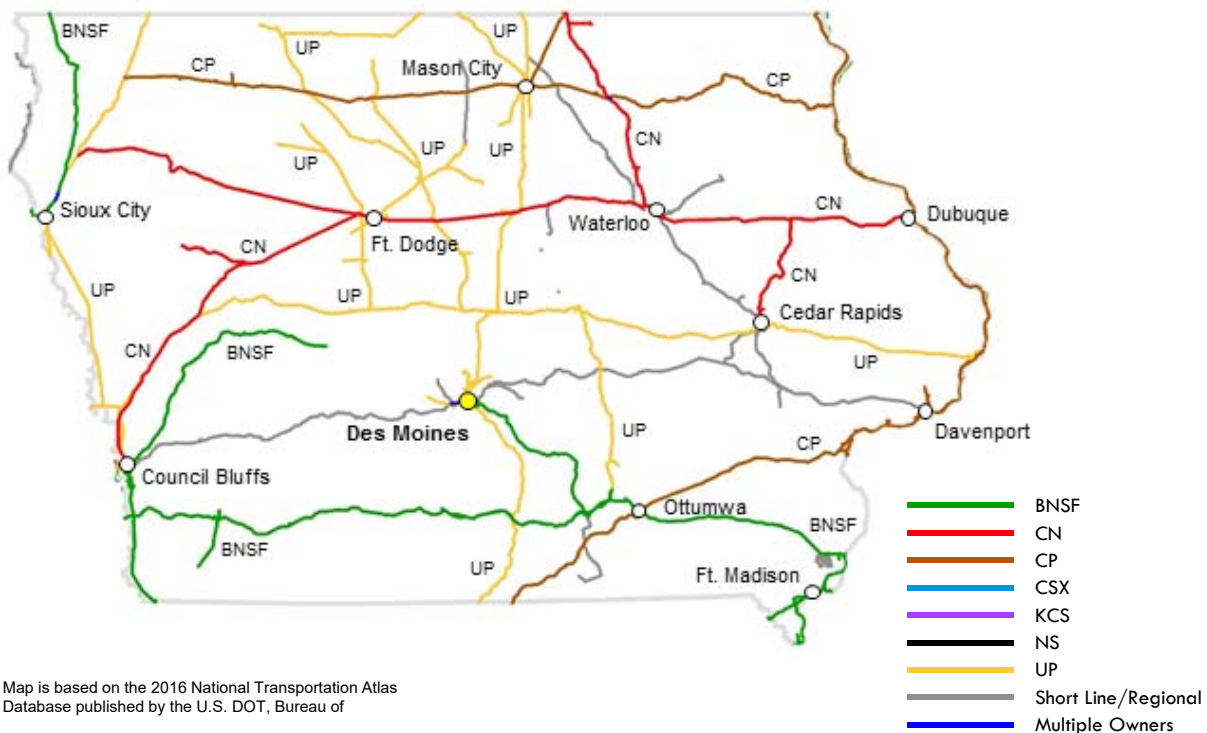
Commodity	Carloads	Percent
Coal	201,277	48%
Chemicals	41,731	10%
Grain	34,674	8%
Intermodal	21,443	5%
Food Products	18,436	4%
Other/Unknown	99,562	24%

Source: AAR/Railinc

	Miles Operated In Iowa in 2015
<b>Class I Railroads</b>	
BNSF Railway Company	653
Canadian National	574
Norfolk Southern Corp.	43
Canadian Pacific Railway	663
Union Pacific Railroad Co.	1,385
	3,318
<b>Regional Railroads</b>	
Iowa Interstate Railroad, Ltd.	331
	331
<b>Local Railroads</b>	
Cedar Rapids & Iowa City Railway	60
D&I Railroad	29
Iowa Northern Railway Co.	215
Iowa River Railroad	9
Iowa Southern Railway Company	35
Iowa Traction Railway Co.	13
Keokuk Junction Railway	2
	363

Iowa Totals	Number of Freight Railroads	Miles Operated	
		Excluding Trackage Rights	Including Trackage Rights
Class I	5	3,140	3,318
Regional	1	328	331
Local	7	338	363
Switching & Terminal	2	12	12
<b>Total</b>	<b>15</b>	<b>3,818</b>	<b>4,024</b>

	Miles Operated In Iowa in 2015
<b>Switching &amp; Terminal Railroads</b>	
Boone & Scenic Valley Railroad	2
Burlington Junction Railway	10
	12



**Class I Railroad:** A railroad with 2015 operating revenues of at least \$457.9 million. **Regional Railroad:** A non-Class I line-haul railroad that has annual revenues of at least \$40 million, or that operates at least 350 miles of road and revenues of at least \$20 million. **Local Railroad:** A railroad which is neither a Class I nor a Regional Railroad, and which is engaged primarily in line-haul service. **Switching & Terminal Railroad:** A non-Class I railroad engaged primarily in switching and/or terminal services for other railroads.