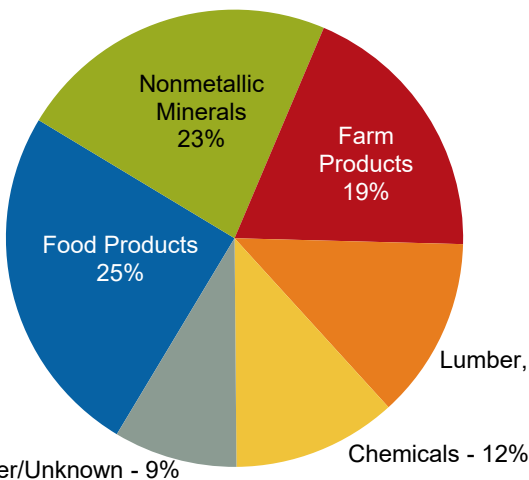


## Rail Fast Facts

<b>Operations</b>	Number of freight railroads	11
	Freight railroad mileage	1,604
<b>Employment and Earnings</b>	Number of freight rail employees	1,390
	Average wages & benefits per freight rail employee	\$106,200
<b>Railroad Retirement</b>	Number of railroad retirement beneficiaries	5,800
	Railroad retirement benefits paid	\$108 million
<b>Fuel Efficiency</b>	In 2015, America's railroads moved a ton of freight an average of 473 miles on one gallon of fuel. That's like going from Boise to Seattle. On average, railroads are four times more fuel efficient than trucks. Moving freight by rail instead of truck reduces greenhouse gas emissions by 75 percent.	
<b>Cutting Highway Gridlock</b>	One train can carry as much freight as several hundred trucks. It would have taken approximately 6.6 million additional trucks to handle the 118.2 million tons of freight that originated in, terminated in, or moved through Idaho by rail in 2014.	

## Rail Traffic Originated in 2015

**Total Carloads: 98,631**

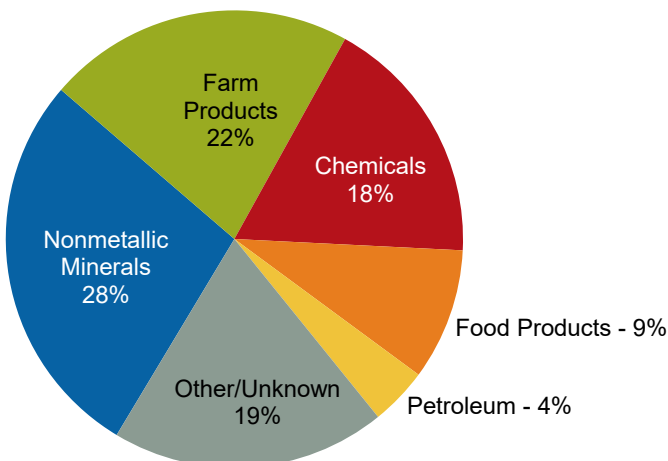


Commodity	Carloads	Percent
Food Products	24,687	25%
Nonmetallic Minerals	22,435	23%
Farm Products	18,762	19%
Lumber, Wood Products	12,647	13%
Chemicals	11,474	12%
Other/Unknown	8,626	9%

Source: AAR/Railinc

## Rail Traffic Terminated in 2015

**Total Carloads: 107,418**



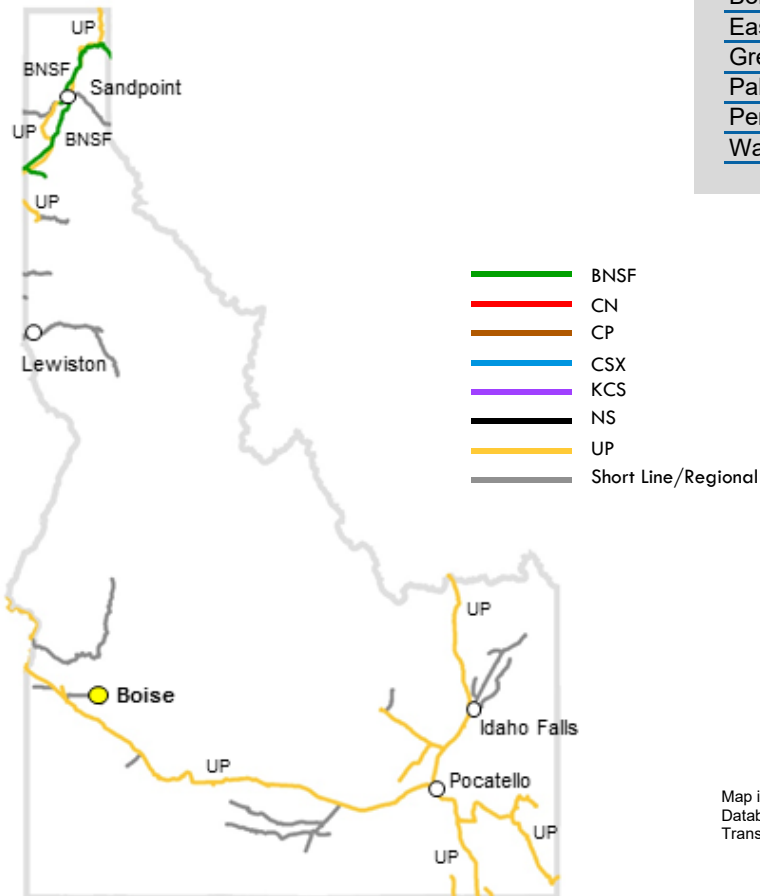
Commodity	Carloads	Percent
Nonmetallic Minerals	29,757	28%
Farm Products	23,347	22%
Chemicals	19,052	18%
Food Products	10,015	9%
Petroleum	4,376	4%
Other/Unknown	20,871	19%

Source: AAR/Railinc

	Miles Operated In Idaho in 2015
<b>Class I Railroads</b>	
BNSF Railway Company	106
Union Pacific Railroad Co.	847
	953
<b>Regional Railroads</b>	
Montana Rail Link	81
	81
<b>Switching &amp; Terminal Railroads</b>	
Bountiful Grain and Craig Mountain Railroad	76
St. Maries River Railroad Co.	55
	131

Idaho Totals	Number of Freight Railroads	Miles Operated	
		Excluding Trackage Rights	Including Trackage Rights
Class I	2	949	953
Regional	1	33	81
Local	6	491	495
Switching & Terminal	2	131	131
<b>Total</b>	<b>11</b>	<b>1,604</b>	<b>1,660</b>

	Miles Operated In Idaho in 2015
<b>Local Railroads</b>	
Boise Valley Railroad, Inc.	68
Eastern Idaho Railroad, Inc.	357
Great Northwest Railroad	9
Palouse River & Coulee City Railroad	22
Pend Oreille Valley Railroad	24
Washington & Idaho Railway, Inc.	15
	495



Map is based on the 2016 National Transportation Atlas Database published by the U.S. DOT, Bureau of Transportation Statistics.

**Class I Railroad:** A railroad with 2015 operating revenues of at least \$457.9 million. **Regional Railroad:** A non-Class I line-haul railroad that has annual revenues of at least \$40 million, or that operates at least 350 miles of road and revenues of at least \$20 million. **Local Railroad:** A railroad which is neither a Class I nor a Regional Railroad, and which is engaged primarily in line-haul service. **Switching & Terminal Railroad:** A non-Class I railroad engaged primarily in switching and/or terminal services for other railroads.