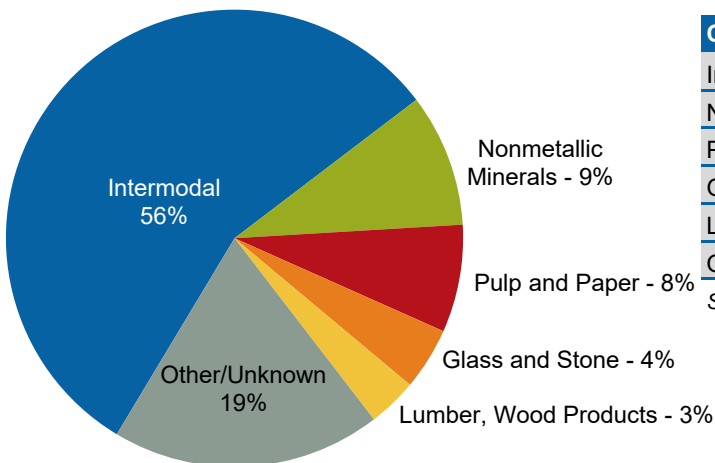


## Rail Fast Facts

<b>Operations</b>	Number of freight railroads	28
	Freight railroad mileage	4,422
<b>Employment and Earnings</b>	Number of freight rail employees	7,178
	Average wages & benefits per freight rail employee	\$102,000
<b>Railroad Retirement</b>	Number of railroad retirement beneficiaries	21,200
	Railroad retirement benefits paid	\$398 million
<b>Fuel Efficiency</b>	In 2015, America's railroads moved a ton of freight an average of 473 miles on one gallon of fuel. That's like going from Atlanta to Tampa. On average, railroads are four times more fuel efficient than trucks. Moving freight by rail instead of truck reduces greenhouse gas emissions by 75 percent.	
<b>Cutting Highway Gridlock</b>	One train can carry as much freight as several hundred trucks. It would have taken approximately 10.4 million additional trucks to handle the 187.4 million tons of freight that originated in, terminated in, or moved through Georgia by rail in 2014.	

## Rail Traffic Originated in 2015

**Total Carloads: 1,222,063**

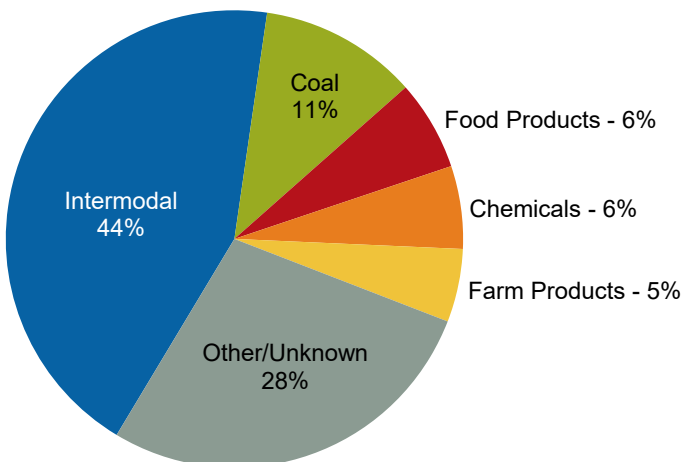


Commodity	Carloads	Percent
Intermodal	684,728	56%
Nonmetallic Minerals	115,027	9%
Pulp and Paper	92,953	8%
Glass and Stone	53,965	4%
Lumber, Wood Products	42,603	3%
Other/Unknown	232,787	19%

Source: AAR/Railinc

## Rail Traffic Terminated in 2015

**Total Carloads: 1,504,652**



Commodity	Carloads	Percent
Intermodal	657,158	44%
Coal	168,192	11%
Food Products	95,922	6%
Chemicals	88,241	6%
Farm Products	77,790	5%
Other/Unknown	417,349	28%

Source: AAR/Railinc


	Miles Operated In Georgia in 2015
<b>Class I Railroads</b>	
CSX Transportation	1,614
Norfolk Southern Corp.	1,719
	3,333
<b>Regional Railroads</b>	
(none)	
<b>Local Railroads</b>	
Athens Line, LLC, The	38
CaterParrott Railnet, LLC	43
Chattahoochee Bay Railroad, Inc.	3
Chattahoochee Industrial Railroad	15
Chattooga & Chickamauga Railway Co.	49
First Coast Railroad	10
Fulton County Railway	20
Georgia & Florida Railway, LLC	264
Georgia Central Railway, LP	171
Georgia Northeastern Railroad Co., Inc.	108
Georgia Southern Railway	67



Georgia Totals	Number of Freight Railroads	Miles Operated	
		Excluding Trackage Rights	Including Trackage Rights
Class I	2	3,249	3,333
Regional	0	0	0
Local	23	1,148	1,415
Switching & Terminal	3	25	25
<b>Total</b>	<b>28</b>	<b>4,422</b>	<b>4,773</b>

	Miles Operated In Georgia in 2015
<b>Local Railroads, cont.</b>	
Georgia Southwestern Railroad, Inc.	217
Georgia Woodlands Railroad	17
Golden Isles Terminal Railroad, Inc.	19
Great Walton Railroad Co.	10
Hartwell Railroad Co.	58
Heart of Georgia Railroad, Inc.	180
Hilton & Albany Railroad, Inc.	56
Ogeechee Railroad	20
Riceboro Southern Railway, LLC	18
Sandersville Railroad	9
St. Mary's Railroad	13
Valdosta Railway, LP	10
	1,415
<b>Switching &amp; Terminal Railroads</b>	
Adams-Warnock Railway	1
Golden Isles Terminal Wharf	6
Savannah Port Terminal Railroad, Inc.	18
	25

Map is based on the 2016 National Transportation Atlas Database published by the U.S. DOT, Bureau of Transportation Statistics.



**Class I Railroad:** A railroad with 2015 operating revenues of at least \$457.9 million. **Regional Railroad:** A non-Class I line-haul railroad that has annual revenues of at least \$40 million, or that operates at least 350 miles of road and revenues of at least \$20 million. **Local Railroad:** A railroad which is neither a Class I nor a Regional Railroad, and which is engaged primarily in line-haul service. **Switching & Terminal Railroad:** A non-Class I railroad engaged primarily in switching and/or terminal services for other railroads.