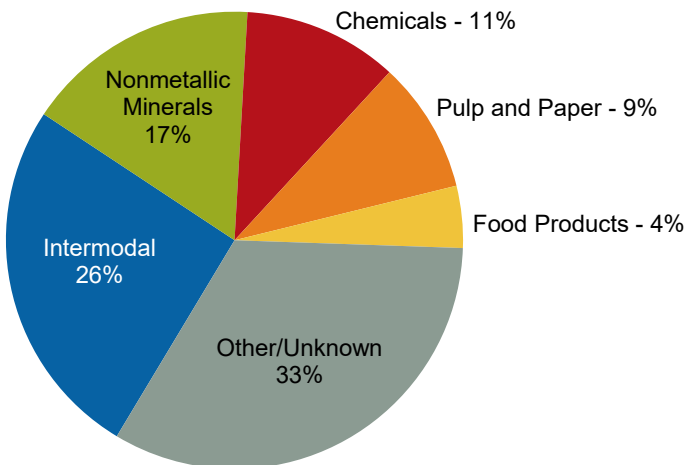


Rail Fast Facts

Operations	Number of freight railroads	14
	Freight railroad mileage	2,818
Employment and Earnings	Number of freight rail employees	4,981
	Average wages & benefits per freight rail employee	\$103,820
Railroad Retirement	Number of railroad retirement beneficiaries	36,100
	Railroad retirement benefits paid	\$669 million
Fuel Efficiency	In 2015, America's railroads moved a ton of freight an average of 473 miles on one gallon of fuel. That's like going from Miami to Tallahassee. On average, railroads are four times more fuel efficient than trucks. Moving freight by rail instead of truck reduces greenhouse gas emissions by 75 percent.	
Cutting Highway Gridlock	One train can carry as much freight as several hundred trucks. It would have taken approximately 4.6 million additional trucks to handle the 83.0 million tons of freight that originated in, terminated in, or moved through Florida by rail in 2014.	

Rail Traffic Originated in 2015

Total Carloads: 750,976

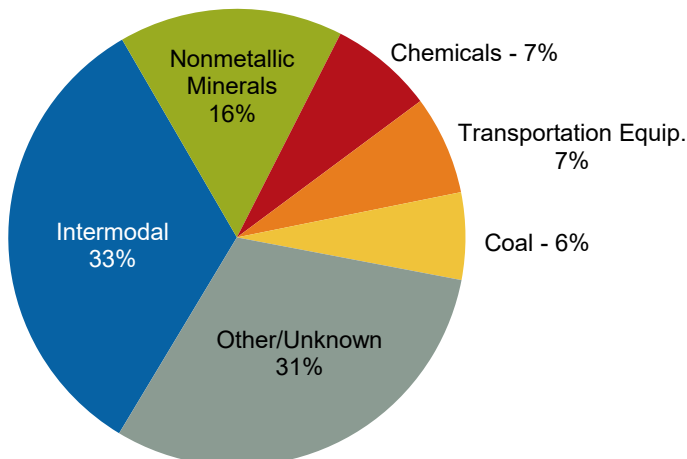


Commodity	Carloads	Percent
Intermodal	192,923	26%
Nonmetallic Minerals	124,751	17%
Chemicals	82,165	11%
Pulp and Paper	69,904	9%
Food Products	32,901	4%
Other/Unknown	248,332	33%

Source: AAR/Railinc

Rail Traffic Terminated in 2015

Total Carloads: 1,299,081



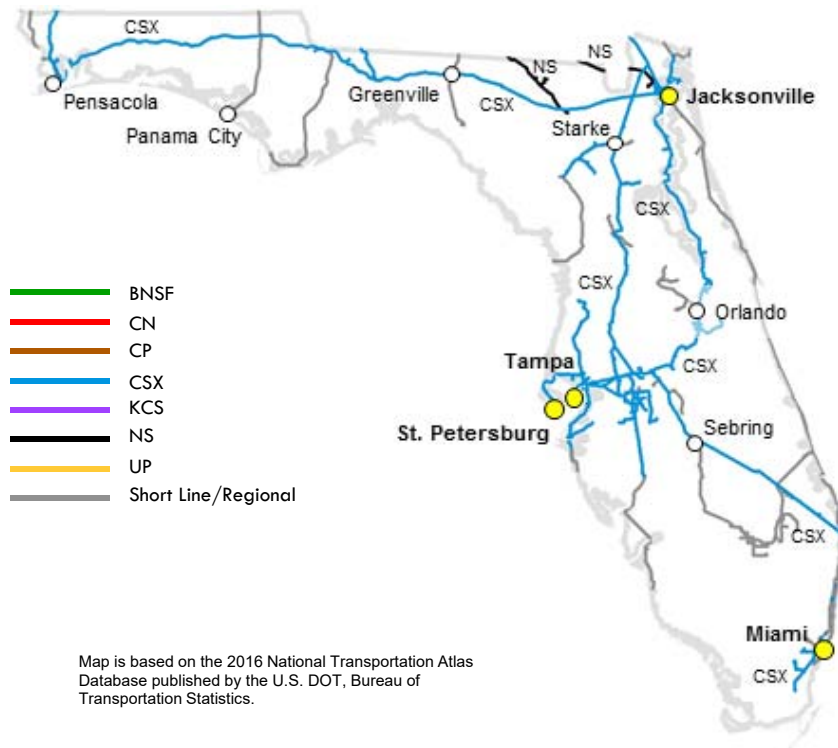
Commodity	Carloads	Percent
Intermodal	428,951	33%
Nonmetallic Minerals	206,079	16%
Chemicals	95,316	7%
Transportation Equip.	90,940	7%
Coal	80,070	6%
Other/Unknown	397,725	31%

Source: AAR/Railinc

	Miles Operated In Florida in 2015
Class I Railroads	
CSX Transportation	1,651
Norfolk Southern Corp.	149
	1,800
Regional Railroads	
Alabama & Gulf Coast Railway	139
Florida East Coast Railway	351
	490
Local Railroads	
AN Railway, LLC	96
Bay Line Railroad, LLC	16
First Coast Railroad	22
Florida Central Railroad Co.	81
Florida Midland Railroad Co.	35
Florida Northern Railroad Co., Inc.	111
Seminole Gulf Railway, LP	117
South Central Florida Express, Inc.	153
	632

Florida Totals	Number of Freight Railroads	Miles Operated	
		Excluding Trackage Rights	Including Trackage Rights
Class I	2	1,700	1,800
Regional	2	490	490
Local	8	624	632
Switching & Terminal	2	4	4
Total	14	2,818	2,926

	Miles Operated In Florida in 2015
Switching & Terminal Railroads	
Port Manatee Railroad	2
Talleyrand Terminal Railroad Co.	2
	4



Class I Railroad: A railroad with 2015 operating revenues of at least \$457.9 million. **Regional Railroad:** A non-Class I line-haul railroad that has annual revenues of at least \$40 million, or that operates at least 350 miles of road and revenues of at least \$20 million. **Local Railroad:** A railroad which is neither a Class I nor a Regional Railroad, and which is engaged primarily in line-haul service. **Switching & Terminal Railroad:** A non-Class I railroad engaged primarily in switching and/or terminal services for other railroads.