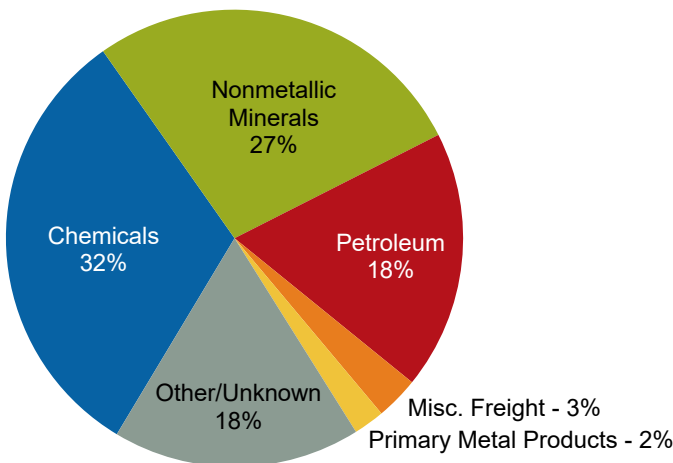


Rail Fast Facts

Operations	Number of freight railroads	8
	Freight railroad mileage	367
Employment and Earnings	Number of freight rail employees	196
	Average wages & benefits per freight rail employee	\$101,490
Railroad Retirement	Number of railroad retirement beneficiaries	2,700
	Railroad retirement benefits paid	\$52 million
Fuel Efficiency	In 2015, America's railroads moved a ton of freight an average of 473 miles on one gallon of fuel. That's like going from Wilmington to Charlotte, NC. On average, railroads are four times more fuel efficient than trucks. Moving freight by rail instead of truck reduces greenhouse gas emissions by 75 percent.	
Cutting Highway Gridlock	One train can carry as much freight as several hundred trucks. It would have taken approximately 1.8 million additional trucks to handle the 31.7 million tons of freight that originated in, terminated in, or moved through Delaware by rail in 2014.	

Rail Traffic Originated in 2015

Total Carloads: 8,691

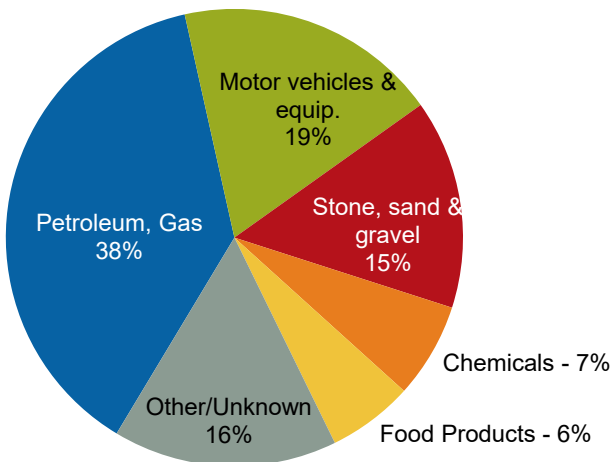


Commodity	Carloads	Percent
Chemicals	2,750	32%
Nonmetallic Minerals	2,371	27%
Petroleum	1,591	18%
Misc. Freight	265	3%
Primary Metal Products	190	2%
Other/Unknown	1,524	18%

Source: AAR/Railinc

Rail Traffic Terminated in 2015

Total Carloads: 78,236



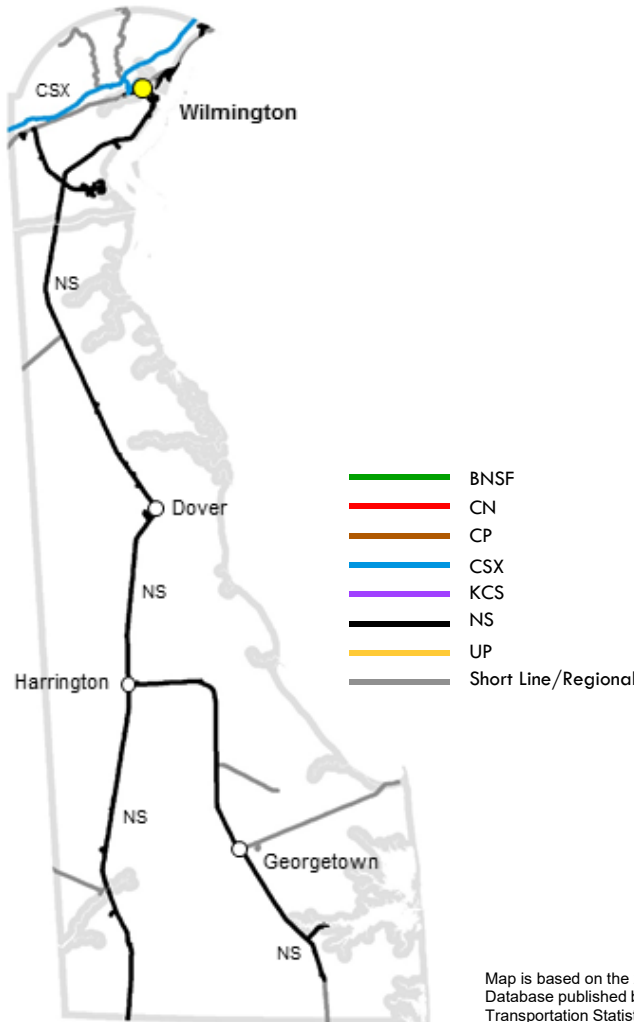
Commodity	Carloads	Percent
Petroleum, Gas	29,648	38%
Motor vehicles & equip.	14,585	19%
Stone, sand & gravel	11,593	15%
Chemicals	5,267	7%
Food Products	4,742	6%
Other/Unknown	12,401	16%

Source: AAR/Railinc



Miles Operated In Delaware in 2015	
Class I Railroads	
CSX Transportation	44
Norfolk Southern Corp.	203
	247
Regional Railroads	
(none)	

Delaware Totals	Number of Freight Railroads	Miles Operated	
		Excluding Trackage Rights	Including Trackage Rights
Class I	2	183	247
Regional	0	0	0
Local	3	165	170
Switching & Terminal	3	19	19
Total	8	367	436



Miles Operated In Delaware in 2015	
Local Railroads	
Delaware Coast Line Railroad	24
Delmarva Central Railroad	122
Maryland & Delaware Railroad	24
	170
Switching & Terminal Railroads	
Conrail, Inc.	1
East Penn Railroad, LLC	8
Wilmington & Western Railway Corp.	10
	19

Map is based on the 2016 National Transportation Atlas Database published by the U.S. DOT, Bureau of Transportation Statistics.

Class I Railroad: A railroad with 2015 operating revenues of at least \$457.9 million. **Regional Railroad:** A non-Class I line-haul railroad that has annual revenues of at least \$40 million, or that operates at least 350 miles of road and revenues of at least \$20 million. **Local Railroad:** A railroad which is neither a Class I nor a Regional Railroad, and which is engaged primarily in line-haul service. **Switching & Terminal Railroad:** A non-Class I railroad engaged primarily in switching and/or terminal services for other railroads.