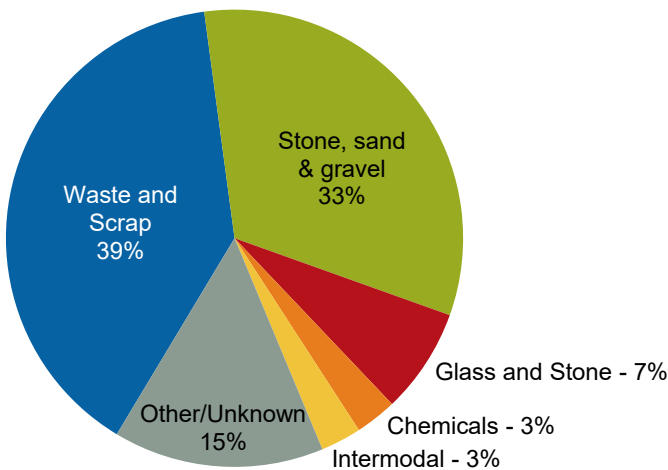


Rail Fast Facts

Operations	Number of freight railroads	7
	Freight railroad mileage	438
Employment and Earnings	Number of freight rail employees	117
	Average wages & benefits per freight rail employee	\$91,410
Railroad Retirement	Number of railroad retirement beneficiaries	2,900
	Railroad retirement benefits paid	\$62 million
Fuel Efficiency	In 2015, America's railroads moved a ton of freight an average of 473 miles on one gallon of fuel. That's like going from Hartford to Pittsburgh. On average, railroads are four times more fuel efficient than trucks. Moving freight by rail instead of truck reduces greenhouse gas emissions by 75 percent.	
Cutting Highway Gridlock	One train can carry as much freight as several hundred trucks. It would have taken approximately 200,000 additional trucks to handle the 3.2 million tons of freight that originated in, terminated in, or moved through Connecticut by rail in 2014.	

Rail Traffic Originated in 2015

Total Carloads: 27,400

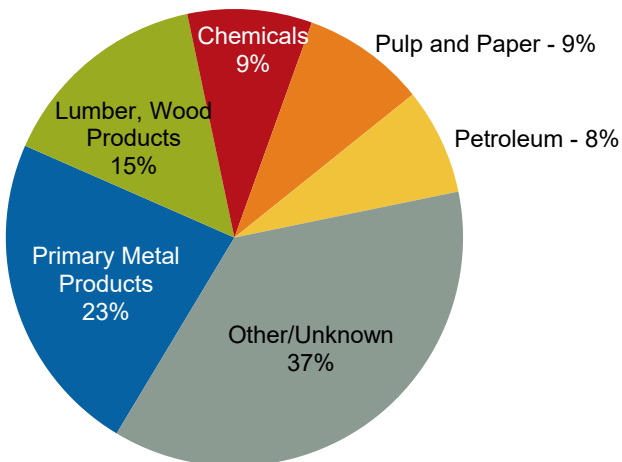


Commodity	Carloads	Percent
Waste and Scrap	10,759	39%
Stone, sand & gravel	8,930	33%
Glass and Stone	2,038	7%
Chemicals	805	3%
Intermodal	788	3%
Other/Unknown	4,080	15%

Source: AAR/Railinc

Rail Traffic Terminated in 2015

Total Carloads: 21,817

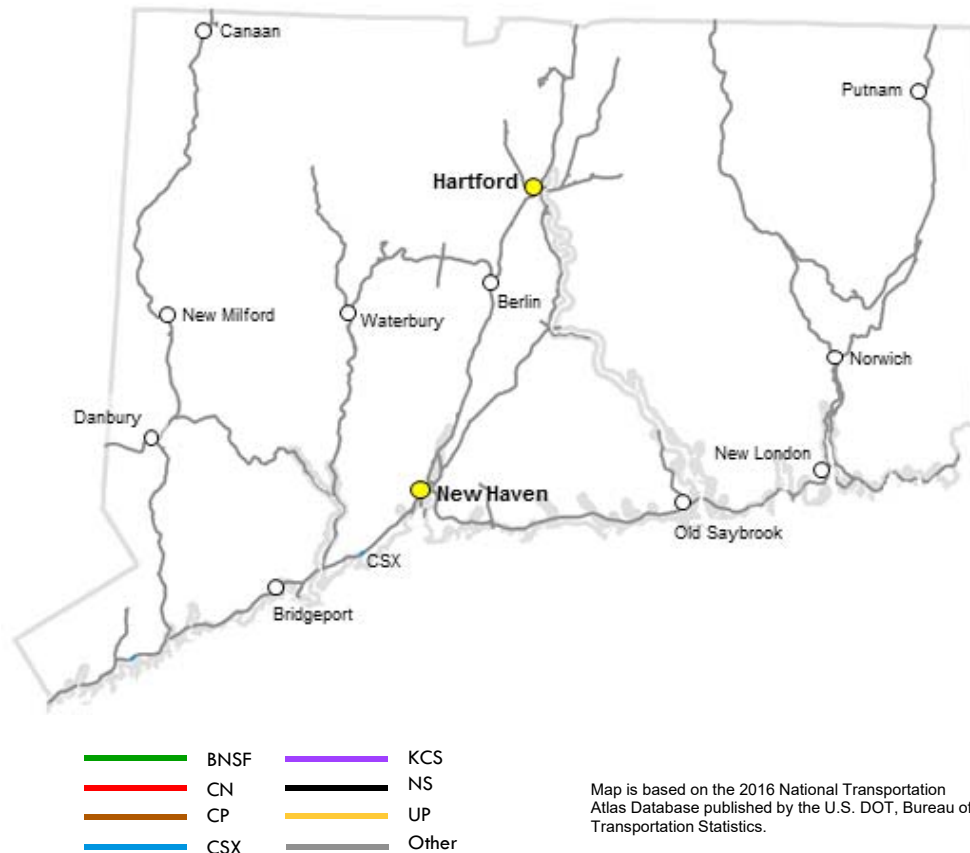


Commodity	Carloads	Percent
Primary Metal Products	5,011	23%
Lumber, Wood Products	3,296	15%
Chemicals	1,923	9%
Pulp and Paper	1,906	9%
Petroleum	1,645	8%
Other/Unknown	8,036	37%

Source: AAR/Railinc

	Miles Operated In Connecticut in 2015
Class I Railroads	
CSX Transportation	68
	68
Regional Railroads	
New England Central Railroad, Inc.	60
Pan Am Railways	105
Providence and Worcester Railroad	112
	277
Local Railroads	
Central New England Railroad Co., Inc.	21
Connecticut Southern Railroad, Inc.	23
Housatonic Railroad Co., Inc.	110
	154
Switching & Terminal Railroads	
(none)	

Connecticut Totals	Number of Freight Railroads	Miles Operated	
		Excluding Trackage Rights	Including Trackage Rights
Class I	1	6	68
Regional	3	277	277
Local	3	154	154
Switching & Terminal	0	0	0
Total	7	438	500



Class I Railroad: A railroad with 2015 operating revenues of at least \$457.9 million. **Regional Railroad:** A non-Class I line-haul railroad that has annual revenues of at least \$40 million, or that operates at least 350 miles of road and revenues of at least \$20 million. **Local Railroad:** A railroad which is neither a Class I nor a Regional Railroad, and which is engaged primarily in line-haul service. **Switching & Terminal Railroad:** A non-Class I railroad engaged primarily in switching and/or terminal services for other railroads.