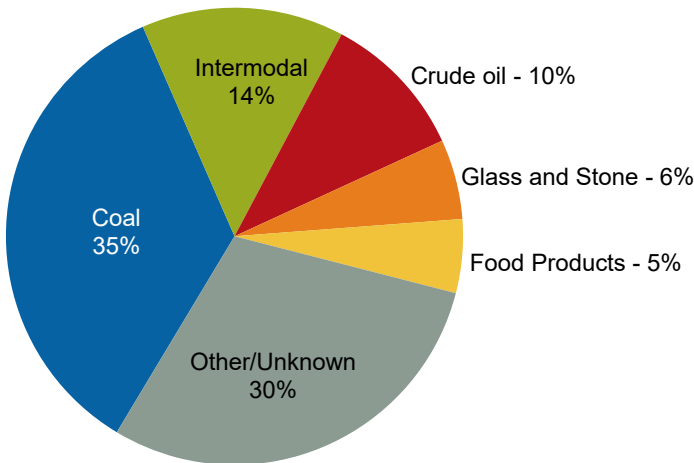


Rail Fast Facts

Operations	Number of freight railroads	10
	Freight railroad mileage	2,452
Employment and Earnings	Number of freight rail employees	2,973
	Average wages & benefits per freight rail employee	\$110,780
Railroad Retirement	Number of railroad retirement beneficiaries	10,300
	Railroad retirement benefits paid	\$196 million
Fuel Efficiency	In 2015, America's railroads moved a ton of freight an average of 473 miles on one gallon of fuel. That's like going from Denver to Salt Lake City. On average, railroads are four times more fuel efficient than trucks. Moving freight by rail instead of truck reduces greenhouse gas emissions by 75 percent.	
Cutting Highway Gridlock	One train can carry as much freight as several hundred trucks. It would have taken approximately 8.6 million additional trucks to handle the 154.3 million tons of freight that originated in, terminated in, or moved through Colorado by rail in 2014.	

Rail Traffic Originated in 2015

Total Carloads: 314,144

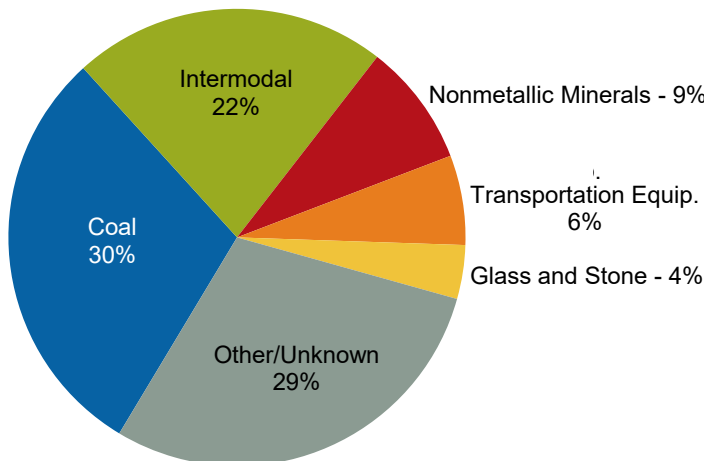


Commodity	Carloads	Percent
Coal	109,419	35%
Intermodal	44,995	14%
Crude oil	32,563	10%
Glass and Stone	17,773	6%
Food Products	16,404	5%
Other/Unknown	92,990	30%

Source: AAR/Railinc

Rail Traffic Terminated in 2015

Total Carloads: 474,018



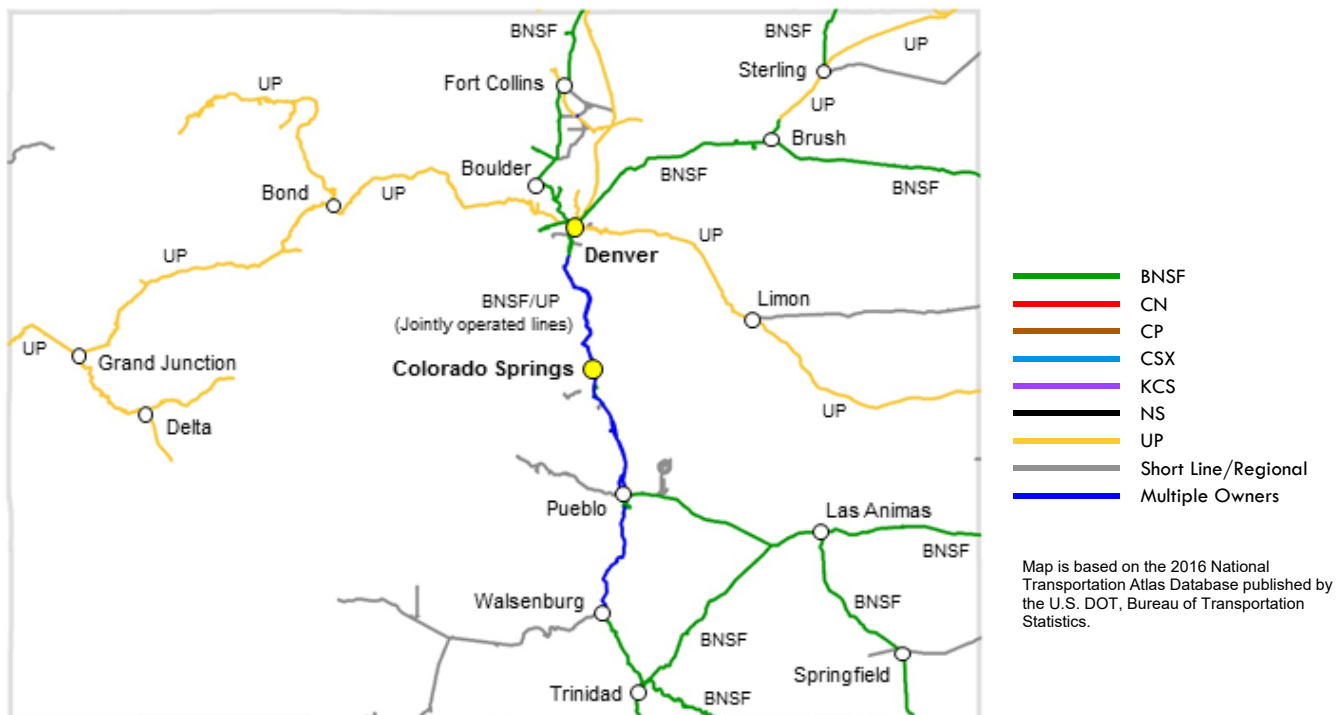
Commodity	Carloads	Percent
Coal	140,585	30%
Intermodal	105,437	22%
Nonmetallic Minerals	41,117	9%
Transportation Equip.	30,078	6%
Glass and Stone	18,069	4%
Other/Unknown	138,732	29%

Source: AAR/Railinc

	Miles Operated In Colorado in 2015
Class I Railroads	
BNSF Railway Company	1,341
Union Pacific Railroad Co.	1,503
	2,844
Regional Railroads	
Kyle Railroad	84
Nebraska, Kansas, & Colorado Railway, Inc.	67
	151
Local Railroads	
Cimarron Valley Railroad	41
Great Western Railway of Colorado, LLC	80
Rock & Rail, LLC	42
San Luis & Rio Grande Railroad, Inc.	150
	313

Colorado Totals	Number of Freight Railroads	Miles Operated	
		Excluding Trackage Rights	Including Trackage Rights
Class I	2	1,957	2,844
Regional	2	151	151
Local	4	313	313
Switching & Terminal	2	30	30
Total	10	2,452	3,339

	Miles Operated In Colorado in 2015
Switching & Terminal Railroads	
Colorado & Wyoming Railway	5
Denver Rock Island Railroad	25
	30



Class I Railroad: A railroad with 2015 operating revenues of at least \$457.9 million. **Regional Railroad:** A non-Class I line-haul railroad that has annual revenues of at least \$40 million, or that operates at least 350 miles of road and revenues of at least \$20 million. **Local Railroad:** A railroad which is neither a Class I nor a Regional Railroad, and which is engaged primarily in line-haul service. **Switching & Terminal Railroad:** A non-Class I railroad engaged primarily in switching and/or terminal services for other railroads.