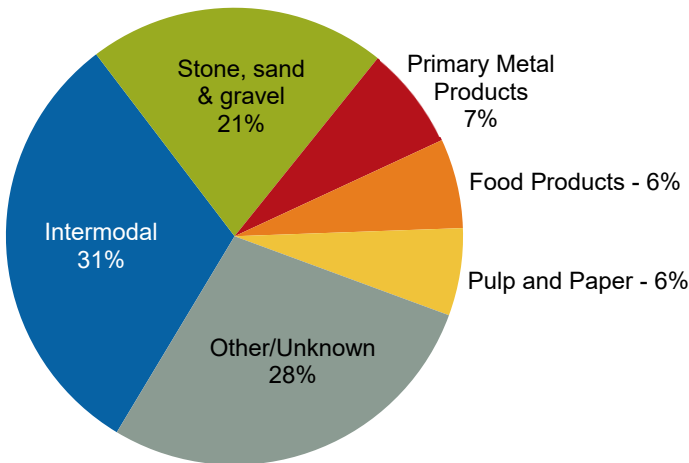


Rail Fast Facts

Operations	Number of freight railroads	23
	Freight railroad mileage	2,417
Employment and Earnings	Number of freight rail employees	3,390
	Average wages & benefits per freight rail employee	\$105,390
Railroad Retirement	Number of railroad retirement beneficiaries	12,500
	Railroad retirement benefits paid	\$233 million
Fuel Efficiency	In 2015, America's railroads moved a ton of freight an average of 473 miles on one gallon of fuel. That's like going from Little Rock to Montgomery, AL. On average, railroads are four times more fuel efficient than trucks. Moving freight by rail instead of truck reduces greenhouse gas emissions by 75 percent.	
Cutting Highway Gridlock	One train can carry as much freight as several hundred trucks. It would have taken approximately 9.9 million additional trucks to handle the 177.5 million tons of freight that originated in, terminated in, or moved through Arkansas by rail in 2014.	

Rail Traffic Originated in 2015

Total Carloads: 303,382

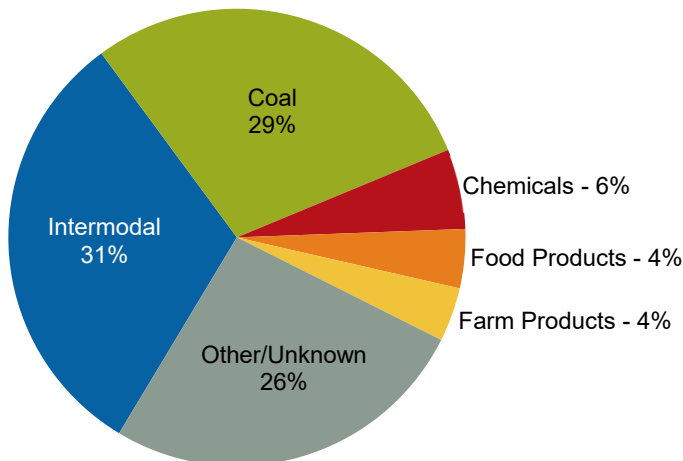


Commodity	Carloads	Percent
Intermodal	94,184	31%
Stone, sand & gravel	64,072	21%
Primary Metal Products	22,195	7%
Food Products	19,235	6%
Pulp and Paper	18,750	6%
Other/Unknown	84,946	28%

Source: AAR/Railinc

Rail Traffic Terminated in 2015

Total Carloads: 418,971



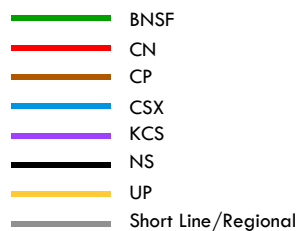
Commodity	Carloads	Percent
Intermodal	131,066	31%
Coal	120,905	29%
Chemicals	23,723	6%
Food Products	17,473	4%
Farm Products	16,032	4%
Other/Unknown	109,772	26%

Source: AAR/Railinc

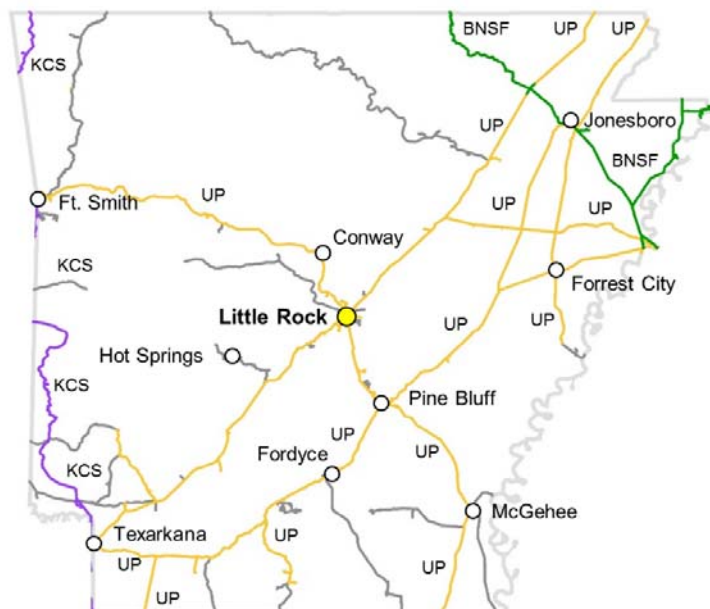
Miles Operated In Arkansas in 2015	
Class I Railroads	
BNSF Railway Company	1,030
Kansas City Southern Railway Co.	163
Union Pacific Railroad Co.	1,325
	2,518
Regional Railroads	
(none)	
Local Railroads	
Arkansas & Missouri Railroad	118
Arkansas Midland Railroad Co.	114
Arkansas Southern Railroad	61
Arkansas, Louisiana & Mississippi Railroad	21
Bauxite & Northern Railway	5
Camden & Southern Railroad	3
Dardanelle & Russellville Railroad	5
De Queen & Eastern Railroad	45
El Dorado & Wesson Railway	6
Kiamichi Railroad Company	37
Little Rock & Western Railway, LP	79
Louisiana & North West Railroad Co.	26
Missouri & Northern Arkansas Railroad	125
Ouachita Railroad	17

Arkansas Totals	Number of Freight Railroads	Miles Operated	
		Excluding Trackage Rights	Including Trackage Rights
Class I	3	1,669	2,518
Regional	0	0	0
Local	16	654	668
Switching & Terminal	4	94	94
Total	23	2,417	3,280

Miles Operated In Arkansas in 2015	
Local Railroads, cont.	
Prescott and Northwestern Railroad Co.	6
Warren & Saline River Railroad Co.	1
	668
Switching & Terminal Railroads	
Delta Valley & Southern Railway	2
Fordyce & Princeton Railroad	57
Fort Smith Railroad Co.	18
Little Rock Port Authority Railroad	17
	94



Map is based on the 2016 National Transportation Atlas Database published by the U.S. DOT, Bureau of Transportation Statistics.



Class I Railroad: A railroad with 2015 operating revenues of at least \$457.9 million. **Regional Railroad:** A non-Class I line-haul railroad that has annual revenues of at least \$40 million, or that operates at least 350 miles of road and revenues of at least \$20 million. **Local Railroad:** A railroad which is neither a Class I nor a Regional Railroad, and which is engaged primarily in line-haul service. **Switching & Terminal Railroad:** A non-Class I railroad engaged primarily in switching and/or terminal services for other railroads.