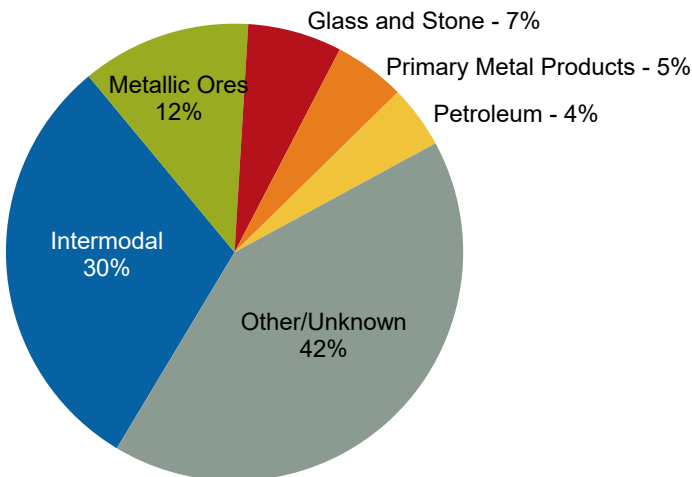


## Rail Fast Facts

<b>Operations</b>	Number of freight railroads	11
	Freight railroad mileage	1,780
<b>Employment and Earnings</b>	Number of freight rail employees	2,854
	Average wages & benefits per freight rail employee	\$110,460
<b>Railroad Retirement</b>	Number of railroad retirement beneficiaries	11,800
	Railroad retirement benefits paid	\$216 million
<b>Fuel Efficiency</b>	In 2015, America's railroads moved a ton of freight an average of 473 miles on one gallon of fuel. That's like going from Tucson to Los Angeles. On average, railroads are four times more fuel efficient than trucks. Moving freight by rail instead of truck reduces greenhouse gas emissions by 75 percent.	
<b>Cutting Highway Gridlock</b>	One train can carry as much freight as several hundred trucks. It would have taken approximately 7.4 million additional trucks to handle the 132.9 million tons of freight that originated in, terminated in, or moved through Arizona by rail in 2014.	

## Rail Traffic Originated in 2015

**Total Carloads: 94,516**

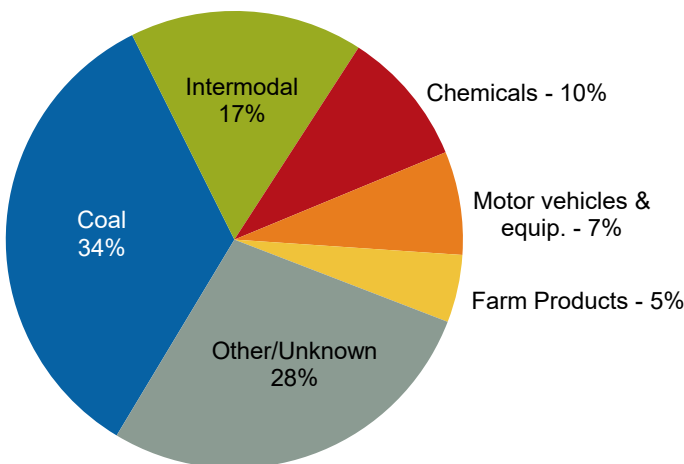


Commodity	Carloads	Percent
Intermodal	28,710	30%
Metallic Ores	11,319	12%
Glass and Stone	6,299	7%
Primary Metal Products	4,756	5%
Petroleum	4,191	4%
Other/Unknown	39,241	42%

Source: AAR/Railinc

## Rail Traffic Terminated in 2015

**Total Carloads: 364,323**

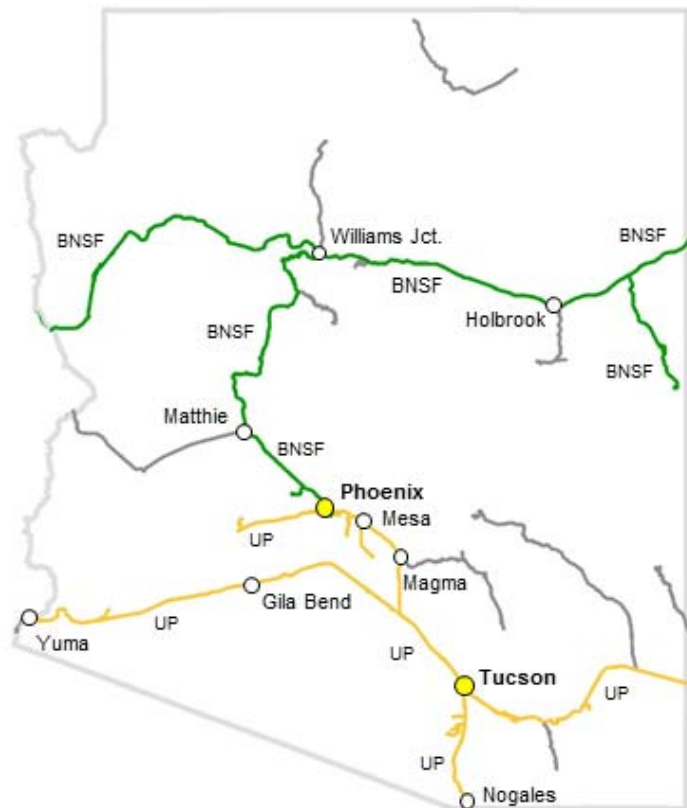
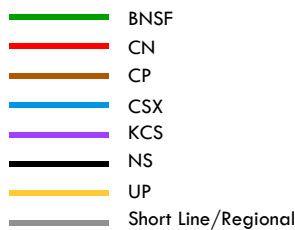


Commodity	Carloads	Percent
Coal	123,879	34%
Intermodal	60,181	17%
Chemicals	35,091	10%
Motor vehicles & equip.	26,647	7%
Farm Products	17,428	5%
Other/Unknown	101,097	28%

Source: AAR/Railinc

	Miles Operated In Arizona in 2015
<b>Class I Railroads</b>	
BNSF Railway Company	659
Union Pacific Railroad Co.	691
	1,350
<b>Regional Railroads</b>	
(none)	
<b>Local Railroads</b>	
Apache Railway	56
Arizona & California Railroad Co.	165
Clarkdale Arizona Central Railroad, Inc.	38
Copper Basin Railway, Inc.	75
San Manuel Arizona Railroad	29
	363
<b>Switching &amp; Terminal Railroads</b>	
Arizona Eastern Railway Co.	203
Drake Switching Company, LLC	4
Kingman Terminal Railroad	5
San Pedro & Southwestern Railroad	9
	221

Arizona Totals	Number of Freight Railroads	Miles Operated	
		Excluding Trackage Rights	Including Trackage Rights
Class I	2	1,283	1,350
Regional	0	0	0
Local	5	305	363
Switching & Terminal	4	192	221
<b>Total</b>	<b>11</b>	<b>1,780</b>	<b>1,934</b>



Map is based on the 2016 National Transportation Atlas Database published by the U.S. DOT, Bureau of Transportation Statistics.

**Class I Railroad:** A railroad with 2015 operating revenues of at least \$457.9 million. **Regional Railroad:** A non-Class I line-haul railroad that has annual revenues of at least \$40 million, or that operates at least 350 miles of road and revenues of at least \$20 million. **Local Railroad:** A railroad which is neither a Class I nor a Regional Railroad, and which is engaged primarily in line-haul service. **Switching & Terminal Railroad:** A non-Class I railroad engaged primarily in switching and/or terminal services for other railroads.