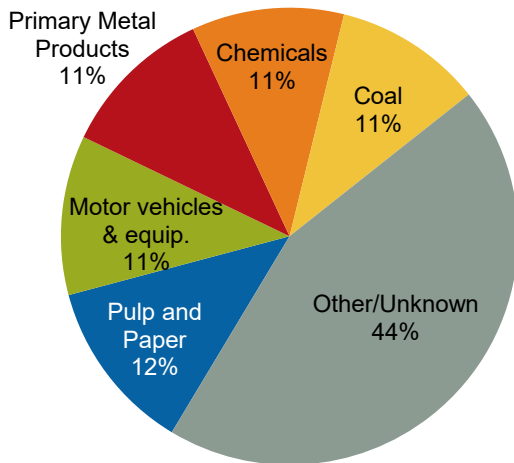


Rail Fast Facts

Operations	Number of freight railroads	26
	Freight railroad mileage	3,211
Employment and Earnings	Number of freight rail employees	3,711
	Average wages & benefits per freight rail employee	\$101,980
Railroad Retirement	Number of railroad retirement beneficiaries	11,800
	Railroad retirement benefits paid	\$223 million
Fuel Efficiency	In 2015, America's railroads moved a ton of freight an average of 473 miles on one gallon of fuel. That's like going from Birmingham to Indianapolis. On average, railroads are four times more fuel efficient than trucks. Moving freight by rail instead of truck reduces greenhouse gas emissions by 75 percent.	
Cutting Highway Gridlock	One train can carry as much freight as several hundred trucks. It would have taken approximately 9.8 million additional trucks to handle the 176.8 million tons of freight that originated in, terminated in, or moved through Alabama by rail in 2014.	

Rail Traffic Originated in 2015

Total Carloads: 518,718

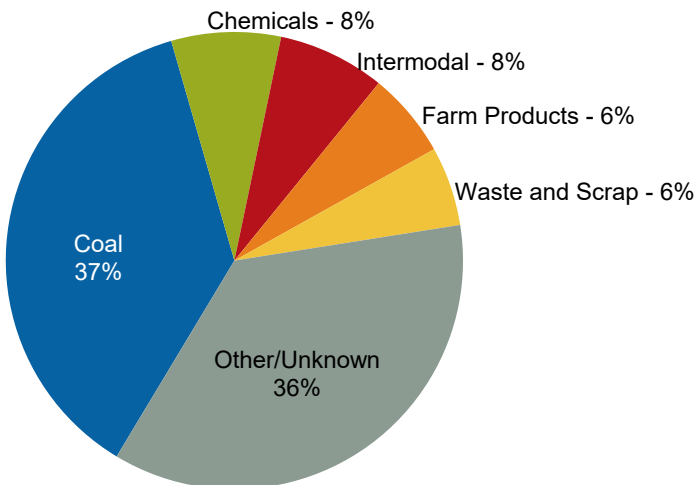


Commodity	Carloads	Percent
Pulp and Paper	63,538	12%
Motor vehicles & equip.	58,579	11%
Primary Metal Products	56,622	11%
Chemicals	55,889	11%
Coal	54,483	11%
Other/Unknown	229,607	44%

Source: AAR/Railinc

Rail Traffic Terminated in 2015

Total Carloads: 517,003


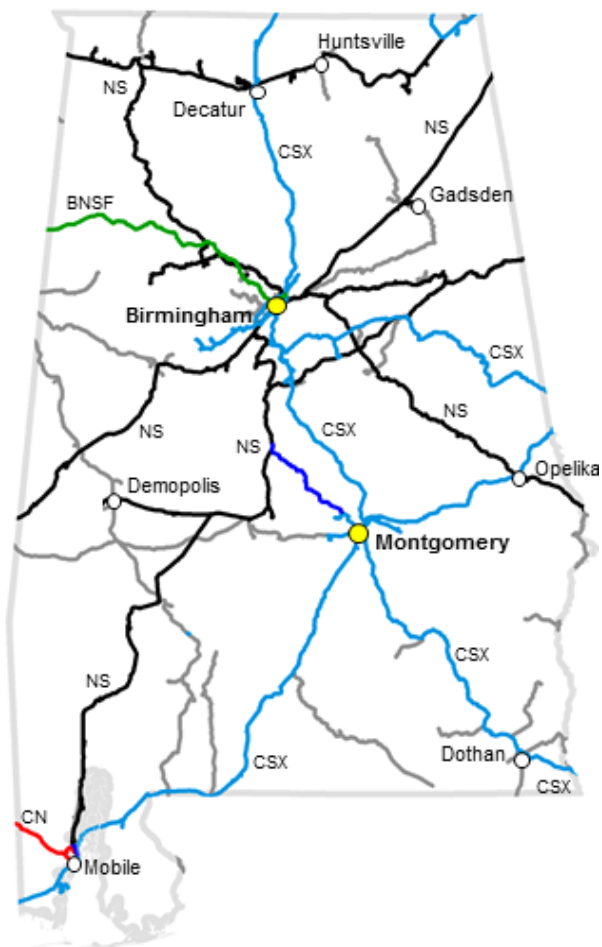


Commodity	Carloads	Percent
Coal	190,947	37%
Chemicals	40,022	8%
Intermodal	39,205	8%
Farm Products	31,203	6%
Waste and Scrap	28,955	6%
Other/Unknown	186,671	36%

Source: AAR/Railinc

	Miles Operated In Alabama in 2015
Class I Railroads	
BNSF Railway Company	231
CSX Transportation	1,011
Canadian National	26
Kansas City Southern Railway Co.	44
Norfolk Southern Corp.	1,304
	2,616
Regional Railroads	
Alabama & Gulf Coast Railway	264
	264
Local Railroads	
Alabama & Tennessee River Railway, LLC	120
Alabama Railroad	60
Alabama Southern Railroad	48
Alabama Warrior Railway, LLC	14
Autauga Northern Railroad	46
Bay Line Railroad, LLC	99
Chattahoochee Bay Railroad, Inc.	26
Columbus & Chattahoochee Railroad, Inc.	26
Conecuh Valley Railroad, LLC	13
Eastern Alabama Railway, LLC	26
Georgia Southwestern Railroad, Inc.	14
Huntsville & Madison County RR Auth.	13
Luxapalila Valley Railroad, Inc.	22
Meridian and Bigbee Railroad, LLC	139
Sequatchie Valley Railroad	3
Tennessee Southern Railroad Co., Inc.	16
Three Notch Railway, LLC	34
Wiregrass Central Railway, LLC	19
	738
Switching & Terminal Railroads	
Birmingham Terminal Railway	96
Terminal Railway Alabama State Docks	8
	104

Alabama Totals	Number of Freight Railroads	Miles Operated	
		Excluding Trackage Rights	Including Trackage Rights
Class I	5	2,243	2,616
Regional	1	144	264
Local	18	720	738
Switching & Terminal	2	104	104
Total	26	3,211	3,722



Map is based on the 2016 National Transportation Atlas Database published by the U.S. DOT, Bureau of Transportation Statistics.

Class I Railroad: A railroad with 2015 operating revenues of at least \$457.9 million. **Regional Railroad:** A non-Class I line-haul railroad that has annual revenues of at least \$40 million, or that operates at least 350 miles of road and revenues of at least \$20 million. **Local Railroad:** A railroad which is neither a Class I nor a Regional Railroad, and which is engaged primarily in line-haul service. **Switching & Terminal Railroad:** A non-Class I railroad engaged primarily in switching and/or terminal services for other railroads.