

# Freight Railroads in OKLAHOMA

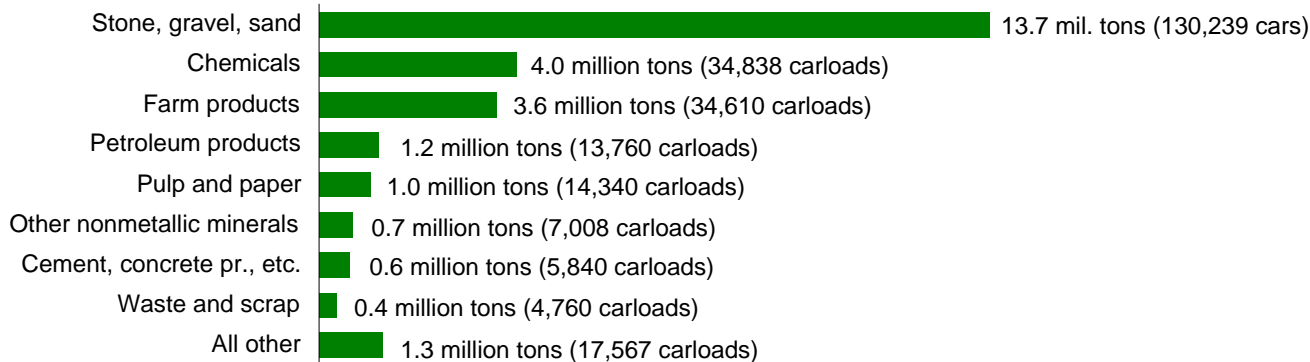
# 2008

## RAIL FAST FACTS

<b>Facilities</b>	Number of freight railroads	19
	Freight railroad mileage	3,240
<b>Employment and Earnings</b>	Number of freight rail employees	1,926
	Average wages & benefits per freight rail employee	\$102,000
<b>Railroad Retirement</b>	Number of railroad retirement beneficiaries	5,107
	Railroad retirement benefits paid	\$85.7 million
<b>Economic Impact</b>	Nationwide, each freight rail job supports 4.5 jobs elsewhere in the economy. Each \$1 billion in new rail investment creates 20,000 jobs.	
<b>Fuel Efficiency</b>	In 2008, America's railroads moved a ton of freight an average of 457 miles on one gallon of fuel. That's like going from Oklahoma City to Houston, TX. On average, railroads are four times more fuel efficient than trucks. Moving freight by rail instead of truck reduces greenhouse gas emissions by 75 percent.	
<b>Cutting Highway Gridlock</b>	One train can carry the load of 280 or more trucks. In 2008, 299.8 million tons of freight originated, terminated, or passed through Oklahoma by rail. It would have taken approximately 16.7 million trucks to handle this freight.	

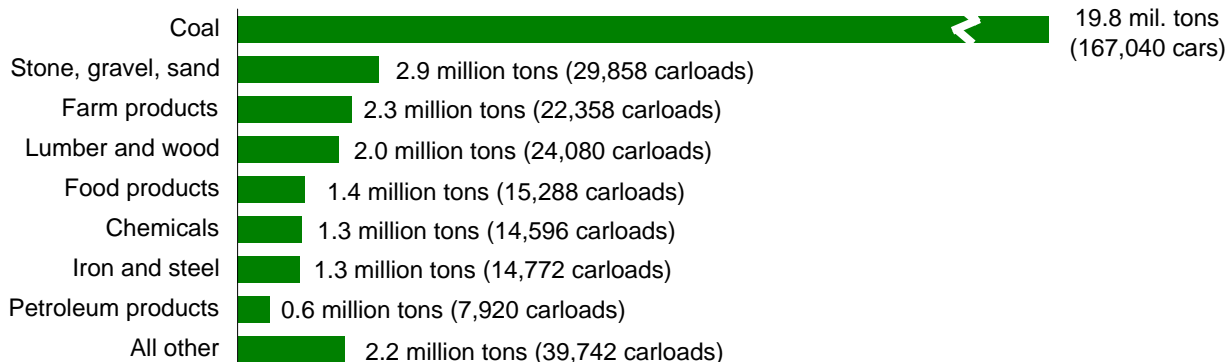
## Rail Traffic Originated

**Total Tons: 26.5 million Total Carloads: 262,962**



## Rail Traffic Terminated

**Total Tons: 33.7 million Total Carloads: 335,654**



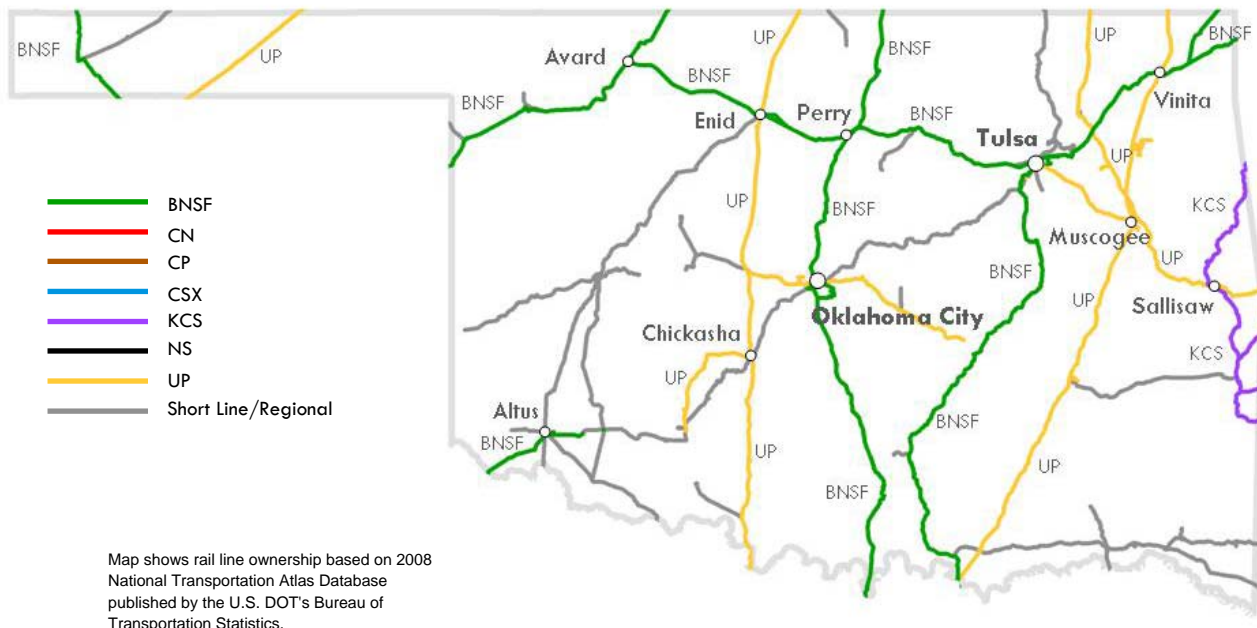
# Freight Railroads in OKLAHOMA

# 2008

	Miles of Railroad Operated in Oklahoma
<b>Class I Railroads</b>	
BNSF Railway Company	1,412
Kansas City Southern Railway Co.	151
Union Pacific Railroad Co.	1,175
	<u>2,738</u>
<b>Regional Railroads</b>	
South Kansas & Oklahoma Railroad	78
	<u>78</u>
<b>Local Railroads</b>	
Arkansas & Oklahoma Railroad, Inc.	127
Arkansas Southern Railroad	8
AT&L Railroad	48
Blackwell Northern Gateway Railroad Co.	18
De Queen & Eastern Railroad	41
Grainbelt Corp.	225
Hollis & Eastern Railroad	14
Kiamichi Railroad Company	177
Sand Springs Railway Company	32
Stillwater Central Railroad, Inc.	265
Tulsa-Sapulpa Union Railway Co., LLC	23
	<u>978</u>

Oklahoma Totals	Number of Freight Railroads	Miles Operated	
		Excluding Trackage Rights	Including Trackage Rights
Class I	3	2,011	2,738
Regional	1	78	78
Local	11	855	978
Switching & Terminal	4	296	309
<b>Total</b>	<b>19</b>	<b>3,240</b>	<b>4,103</b>

Miles of Railroad Operated in Oklahoma	
<b>Switching &amp; Terminal Railroads</b>	
Cimarron Valley Railroad	35
Farmrail Corp.	184
Northwestern Oklahoma Railroad	5
Wichita, Tillman & Jackson Railway Co.	85
	<u>309</u>



**Class I Railroad** – A railroad with 2008 operating revenues of at least \$401.4 million. **Regional Railroad** – A non-Class I line-haul railroad operating 350 or more miles of road and/or with revenues of at least \$40 million. **Local Railroad** – A railroad which is neither a Class I nor a Regional Railroad and is engaged primarily in line-haul service. **Switching & Terminal Railroad** – A non-Class I railroad engaged primarily in switching and/or terminal services for other railroads. Railroads operating are as of December 31, 2008. Some mileage figures may be estimated.