

# Freight Railroads in MISSOURI

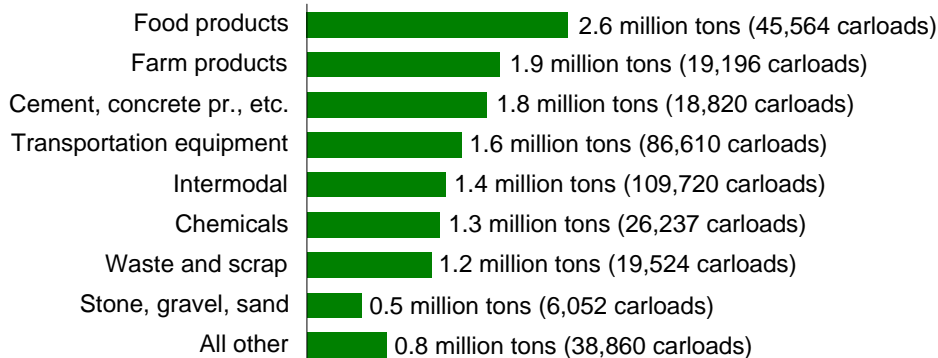
# 2008

## RAIL FAST FACTS

<b>Facilities</b>	Number of freight railroads	17
	Freight railroad mileage	4,078
<b>Employment and Earnings</b>	Number of freight rail employees	7,167
	Average wages & benefits per freight rail employee	\$102,200
<b>Railroad Retirement</b>	Number of railroad retirement beneficiaries	18,523
	Railroad retirement benefits paid	\$310.7 million
<b>Economic Impact</b>	Nationwide, each freight rail job supports 4.5 jobs elsewhere in the economy. Each \$1 billion in new rail investment creates 20,000 jobs.	
<b>Fuel Efficiency</b>	In 2008, America's railroads moved a ton of freight an average of 457 miles on one gallon of fuel. That's like going from Kansas City to Minneapolis. On average, railroads are four times more fuel efficient than trucks. Moving freight by rail instead of truck reduces greenhouse gas emissions by 75 percent.	
<b>Cutting Highway Gridlock</b>	One train can carry the load of 280 or more trucks. In 2008, 411.9 million tons of freight originated, terminated, or passed through Missouri by rail. It would have taken approximately 22.9 million trucks to handle this freight.	

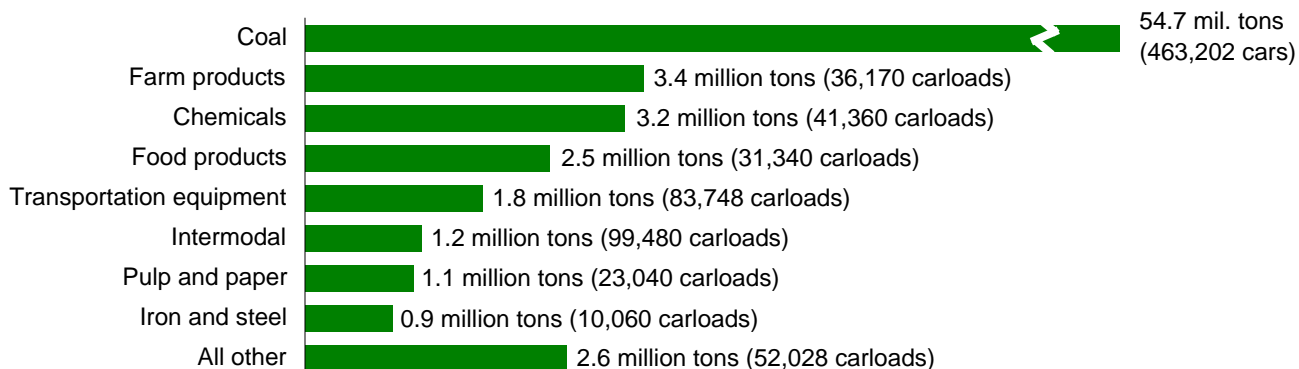
## Rail Traffic Originated

**Total Tons: 13.2 million Total Carloads: 370,583**



## Rail Traffic Terminated

**Total Tons: 71.3 million Total Carloads: 840,428**



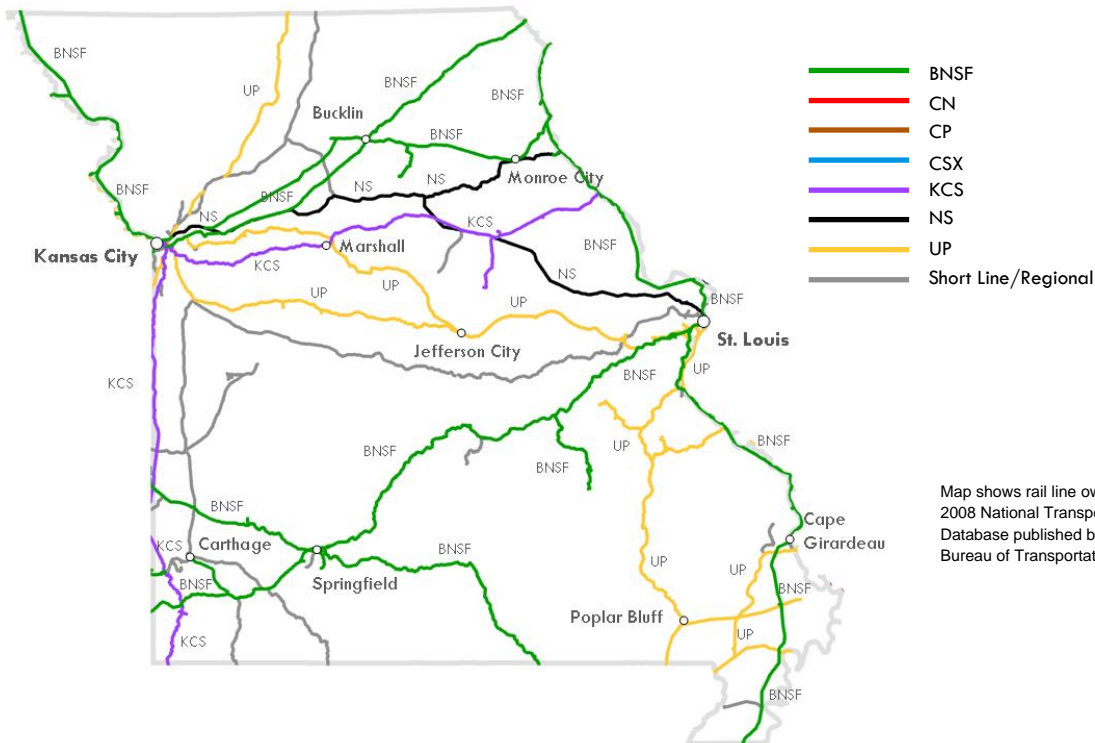
# Freight Railroads in MISSOURI

# 2008

	Miles of Railroad Operated in Missouri
<b>Class I Railroads</b>	
BNSF Railway Company	1,759
CSX Transportation	13
Kansas City Southern Railway Co.	396
Norfolk Southern Corp.	409
Union Pacific Railroad Co.	1,527
	<u>4,104</u>
<b>Regional Railroads</b>	
Iowa, Chicago & Eastern Railroad	210
Missouri & Northern Arkansas Railroad	331
	<u>541</u>
<b>Switching &amp; Terminal Railroads</b>	
Central Midland Railway	59
Columbia Terminal	22
Manufacturers Railway Co.	7
Missouri & Valley Park Railroad Corp.	27
Missouri North Central Railroad	4
Semo Port Railroad, Inc.	8
Terminal Railroad Assn. of St. Louis	26
	<u>153</u>

Missouri Totals	Number of Freight Railroads	Miles Operated	
		Excluding Trackage Rights	Including Trackage Rights
Class I	5	3,348	4,104
Regional	2	475	541
Local	3	111	119
Switching & Terminal	7	144	153
<b>Total</b>	<b>17</b>	<b>4,078</b>	<b>4,917</b>

Miles of Railroad Operated in Missouri	
<b>Local Railroads</b>	
Arkansas & Missouri Railroad	33
Kaw River Railroad	53
Ozark Valley Railroad, Inc.	33
	<u>119</u>



**Class I Railroad** – A railroad with 2008 operating revenues of at least \$401.4 million. **Regional Railroad** – A non-Class I line-haul railroad operating 350 or more miles of road and/or with revenues of at least \$40 million. **Local Railroad** – A railroad which is neither a Class I nor a Regional Railroad and is engaged primarily in line-haul service. **Switching & Terminal Railroad** – A non-Class I railroad engaged primarily in switching and/or terminal services for other railroads. Railroads operating are as of December 31, 2008. Some mileage figures may be estimated.