

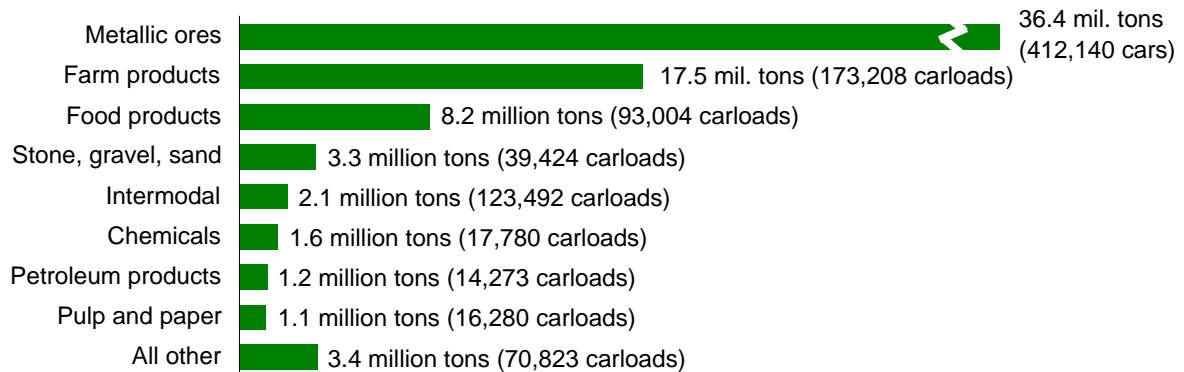
Freight Railroads in MINNESOTA

2008

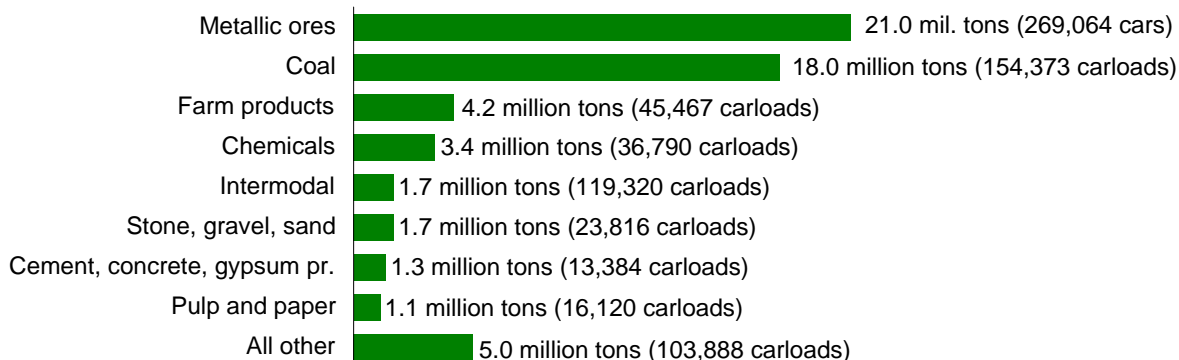
RAIL FAST FACTS

Facilities	Number of freight railroads	20
	Freight railroad mileage	4,528
Employment and Earnings	Number of freight rail employees	4,314
	Average wages & benefits per freight rail employee	\$101,000
Railroad Retirement	Number of railroad retirement beneficiaries	15,334
	Railroad retirement benefits paid	\$257.2 million
Economic Impact	Nationwide, each freight rail job supports 4.5 jobs elsewhere in the economy. Each \$1 billion in new rail investment creates 20,000 jobs.	
Fuel Efficiency	In 2008, America's railroads moved a ton of freight an average of 457 miles on one gallon of fuel. That's like going from Minneapolis to Chicago. On average, railroads are four times more fuel efficient than trucks. Moving freight by rail instead of truck reduces greenhouse gas emissions by 75 percent.	
Cutting Highway Gridlock	One train can carry the load of 280 or more trucks. In 2008, 232.2 million tons of freight originated, terminated, or passed through Minnesota by rail. It would have taken approximately 12.9 million trucks to handle this freight.	

Rail Traffic Originated Total Tons: 74.9 million Total Carloads: 960,424



Rail Traffic Terminated Total Tons: 57.5 million Total Carloads: 782,222



Freight Railroads in MINNESOTA

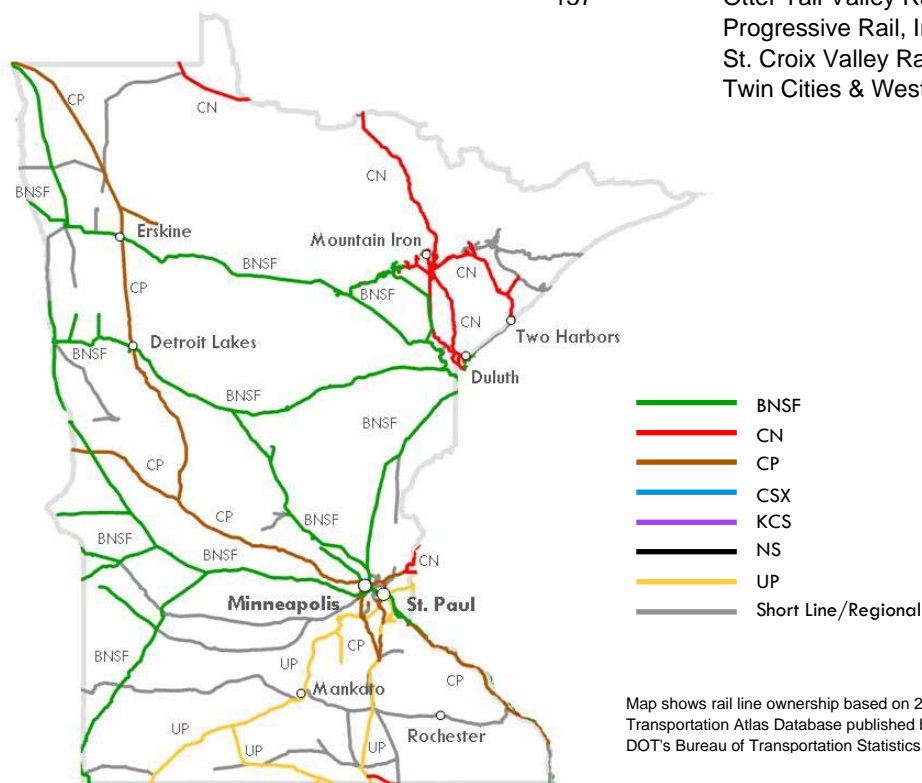
2008

	Miles of Railroad Operated in Minnesota
Class I Railroads	
BNSF Railway Company	1,686
Grand Trunk Corporation	435
Soo Line Railroad Co.	1,240
Union Pacific Railroad Co.	659
	<hr/> 4,020
Canadian Railroads*	
Canadian National	44
	<hr/> 44
Regional Railroads	
Dakota, Minnesota & Eastern Railroad	320
Iowa, Chicago & Eastern Railroad	244
Northern Plains Railroad, Inc.	51
Red River Valley & Western Railroad Co.	32
	<hr/> 647
Switching & Terminal Railroads	
Cloquet Terminal Railroad Company, Inc.	4
Minnesota Commercial Railway	125
Northern Lines Railway	28
	<hr/> 157

Minnesota Totals	Number of Freight Railroads	Miles Operated	
		Excluding Trackage Rights	Including Trackage Rights
Class I	4	3,171	4,020
Canadian*	1	44	44
Regional	4	513	647
Local	8	680	848
Switching & Terminal	3	120	157
Total	20	4,528	5,716

*Canadian-owned lines not affiliated with a U.S. rail subsidiary.

Miles of Railroad Operated in Minnesota	
Local Railroads	
Minnesota Northern Railroad, Inc.	243
Minnesota Prairie Line	94
Minnesota Southern Railway, Inc.	42
Minnesota, Dakota & Western Railway	6
Otter Tail Valley Railroad	72
Progressive Rail, Inc.	97
St. Croix Valley Railroad Co.	60
Twin Cities & Western Railroad Co.	234
	<hr/> 862



Map shows rail line ownership based on 2008 National Transportation Atlas Database published by the U.S. DOT's Bureau of Transportation Statistics.

Class I Railroad – A railroad with 2008 operating revenues of at least \$401.4 million. **Regional Railroad** – A non-Class I line-haul railroad operating 350 or more miles of road and/or with revenues of at least \$40 million. **Local Railroad** – A railroad which is neither a Class I nor a Regional Railroad and is engaged primarily in line-haul service. **Switching & Terminal Railroad** – A non-Class I railroad engaged primarily in switching and/or terminal services for other railroads. Railroads operating are as of December 31, 2008. Some mileage figures may be estimated.