

Freight Railroads in MICHIGAN

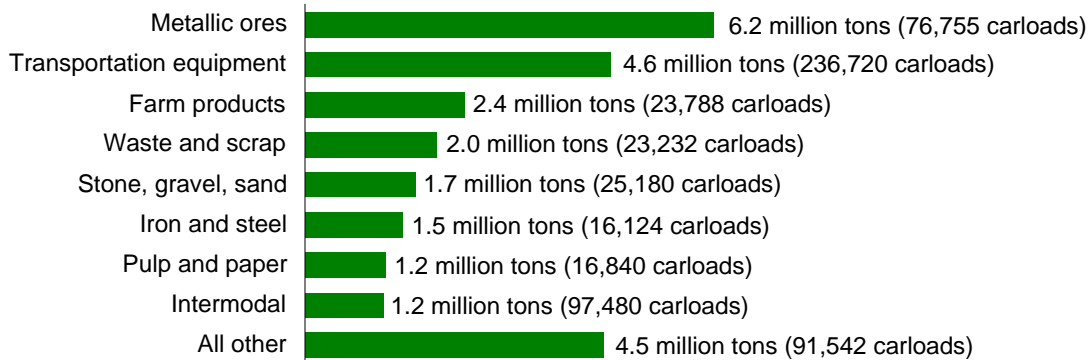
2008

RAIL FAST FACTS

Facilities	Number of freight railroads	24
	Freight railroad mileage	3,735
Employment and Earnings	Number of freight rail employees	3,552
	Average wages & benefits per freight rail employee	\$98,700
Railroad Retirement	Number of railroad retirement beneficiaries	14,115
	Railroad retirement benefits paid	\$236.7 million
Economic Impact	Nationwide, each freight rail job supports 4.5 jobs elsewhere in the economy. Each \$1 billion in new rail investment creates 20,000 jobs.	
Fuel Efficiency	In 2008, America's railroads moved a ton of freight an average of 457 miles on one gallon of fuel. That's like going from Detroit to Springfield, IL. On average, railroads are four times more fuel efficient than trucks. Moving freight by rail instead of truck reduces greenhouse gas emissions by 75 percent.	
Cutting Highway Gridlock	One train can carry the load of 280 or more trucks. In 2008, 93.8 million tons of freight originated, terminated, or passed through Michigan by rail. It would have taken approximately 5.2 million trucks to handle this freight.	

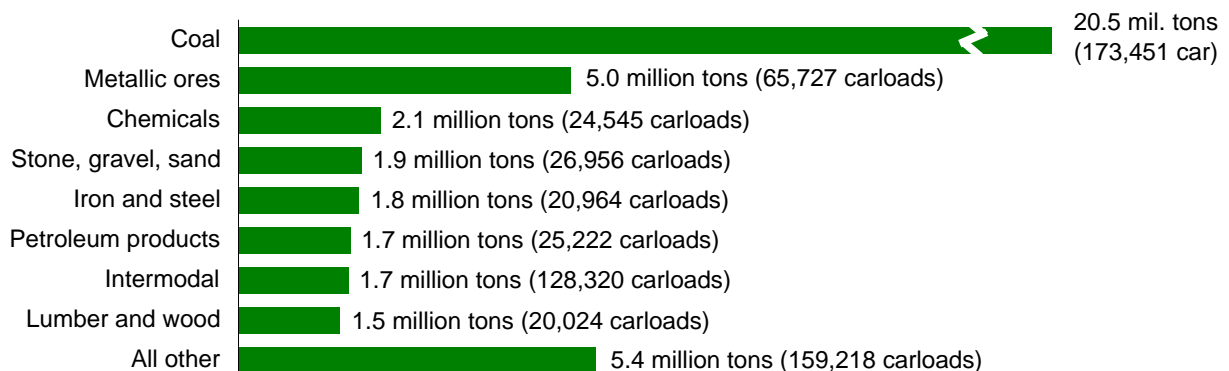
Rail Traffic Originated

Total Tons: 25.2 million Total Carloads: 607,661



Rail Traffic Terminated

Total Tons: 41.6 million Total Carloads: 644,427



Freight Railroads in MICHIGAN


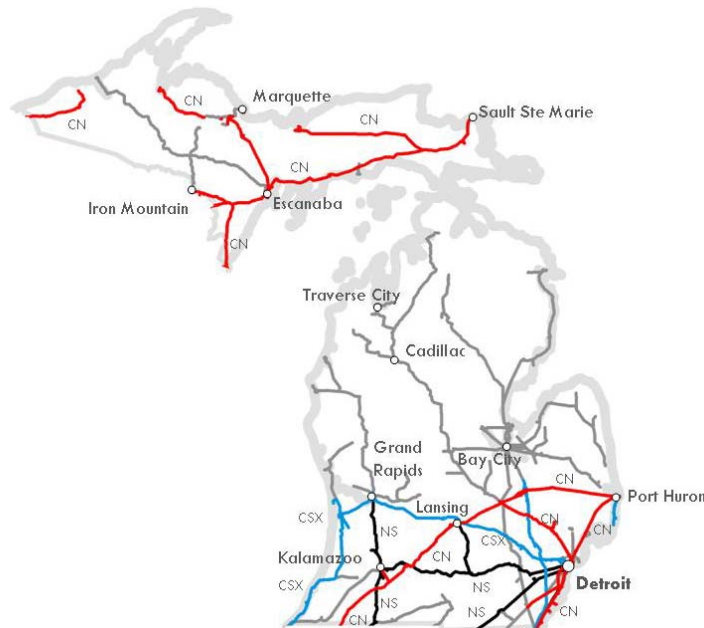
2008

	Miles of Railroad Operated in Michigan
Class I Railroads	
CSX Transportation	569
Grand Trunk Corporation	1,016
Norfolk Southern Corp.	642
Soo Line Railroad Co.	342
	<u>2,569</u>
Canadian Railroads*	
Canadian National	1
	<u>1</u>
Regional Railroads	
Great Lakes Central Railroad	396
Indiana & Ohio Railway, The	44
	<u>440</u>
Switching & Terminal Railroads	
Adrian & Blissfield Rail Road Co.	30
Conrail, Inc.	98
Delray Connecting Railroad	1
Michigan Air-Line Railway Co.	8
Michigan Shore Railroad	68
Michigan Southern Railroad Company	18
West Michigan Railroad Co.	15
	<u>238</u>

Michigan Totals	Number of Freight Railroads	Miles Operated	
		Excluding Trackage Rights	Including Trackage Rights
Class I	4	1,783	2,569
Canadian*	1	1	1
Regional	2	405	440
Local	10	1,308	1,336
Switching & Terminal	7	238	238
Total	24	3,735	4,584

*Canadian-owned lines not affiliated with a U.S. rail subsidiary.

	Miles of Railroad Operated in Michigan
Local Railroads	
Ann Arbor Railroad Co.	47
Escanaba & Lake Superior Railroad	226
Grand Rapids Eastern Railroad	65
Huron & Eastern Railway	406
Indiana Northeastern Railroad Co.	70
Lake State Railway Co.	231
Lake Superior & Ishpeming Railroad	44
Marquette Rail, LLC	133
Mid-Michigan Railroad, Inc.	44
Saginaw Bay Southern Railway	70
	<u>1,336</u>



Class I Railroad – A railroad with 2008 operating revenues of at least \$401.4 million. **Regional Railroad** – A non-Class I line-haul railroad operating 350 or more miles of road and/or with revenues of at least \$40 million. **Local Railroad** – A railroad which is neither a Class I nor a Regional Railroad and is engaged primarily in line-haul service. **Switching & Terminal Railroad** – A non-Class I railroad engaged primarily in switching and/or terminal services for other railroads. Railroads operating are as of December 31, 2008. Some mileage figures may be estimated.