

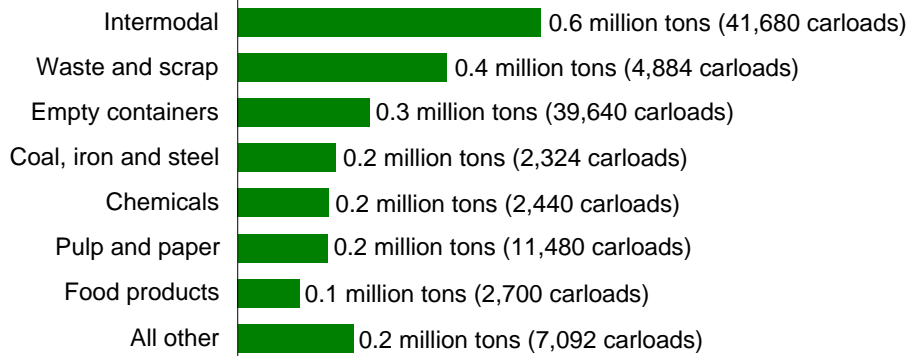
Freight Railroads in MASSACHUSETTS

2008

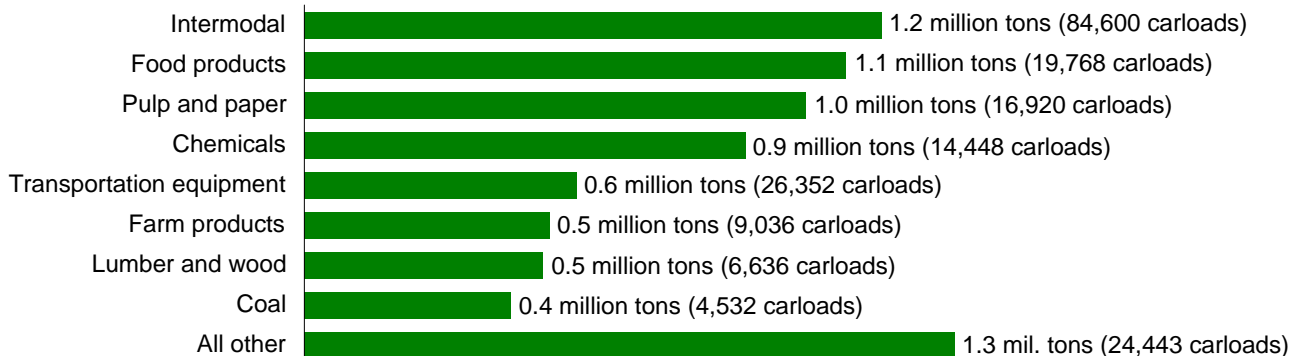
RAIL FAST FACTS

Facilities	Number of freight railroads	11
	Freight railroad mileage	952
Employment and Earnings	Number of freight rail employees	757
	Average wages & benefits per freight rail employee	\$85,600
Railroad Retirement	Number of railroad retirement beneficiaries	3,963
	Railroad retirement benefits paid	\$66.5 million
Economic Impact	Nationwide, each freight rail job supports 4.5 jobs elsewhere in the economy. Each \$1 billion in new rail investment creates 20,000 jobs.	
Fuel Efficiency	In 2008, America's railroads moved a ton of freight an average of 457 miles on one gallon of fuel. That's like going from Boston to Washington, DC. On average, railroads are four times more fuel efficient than trucks. Moving freight by rail instead of truck reduces greenhouse gas emissions by 75 percent.	
Cutting Highway Gridlock	One train can carry the load of 280 or more trucks. In 2008, 15.9 million tons of freight originated, terminated, or passed through Massachusetts by rail. It would have taken approximately 900,000 trucks to handle this freight.	

Rail Traffic Originated Total Tons: 2.2 million Total Carloads: 112,240



Rail Traffic Terminated Total Tons: 7.5 million Total Carloads: 206,735



Freight Railroads in MASSACHUSETTS

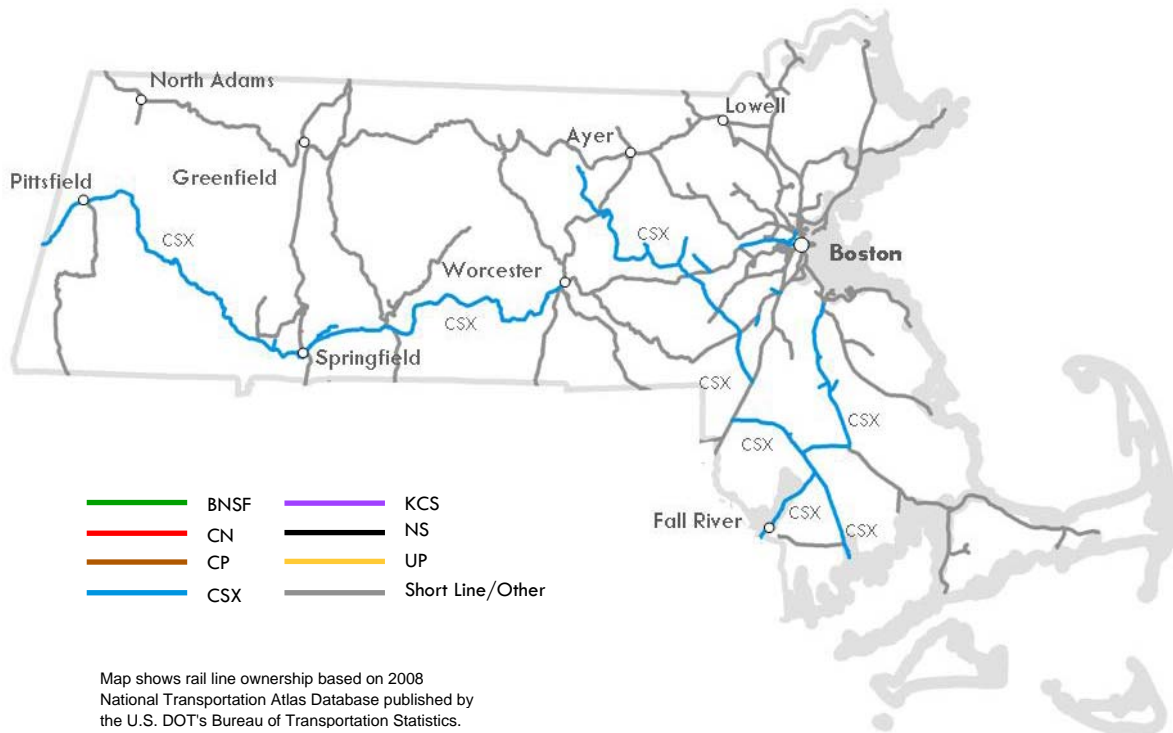
2008

	Miles of Railroad Operated in Massachusetts
Class I Railroads	
CSX Transportation	430
	<u>430</u>
Local Railroads	
Bay Colony Railroad Corp.	17
Housatonic Railroad Co., Inc.	75
Massachusetts Central Railroad Corp.	28
New England Central Railroad, Inc.	54
Pioneer Valley Railroad	23
	<u>197</u>
Switching & Terminal Railroads	
East Brookfield & Spencer Railroad LLC	4
Fore River Transportation Corporation	4
Grafton & Upton Railroad	2
	<u>10</u>

Massachusetts Totals	Miles Operated		
	Number of Freight Railroads	Excluding Trackage Rights	Including Trackage Rights
Class I	1	276	430
Regional	2	475	502
Local	5	191	197
Switching & Terminal	3	10	10
Total	11	952 *	1,139

*Excludes 53 miles owned by Amtrak. All or some of these miles might be operated by freight railroads under trackage rights.

	Miles of Railroad Operated in Massachusetts
Regional Railroads	
Pan Am Railways	407
Providence and Worcester Railroad Co.	95
	<u>502</u>



Class I Railroad – A railroad with 2008 operating revenues of at least \$401.4 million. **Regional Railroad** – A non-Class I line-haul railroad operating 350 or more miles of road and/or with revenues of at least \$40 million. **Local Railroad** – A railroad which is neither a Class I nor a Regional Railroad and is engaged primarily in line-haul service. **Switching & Terminal Railroad** – A non-Class I railroad engaged primarily in switching and/or terminal services for other railroads. Railroads operating are as of December 31, 2008. Some mileage figures may be estimated.