

# Freight Railroads in KANSAS

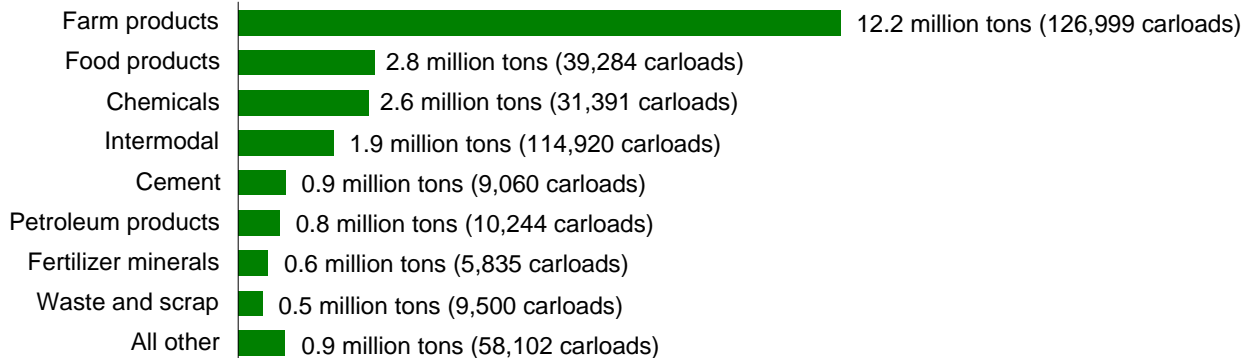
# 2008

## RAIL FAST FACTS

<b>Facilities</b>	Number of freight railroads	14
	Freight railroad mileage	4,849
<b>Employment and Earnings</b>	Number of freight rail employees	5,450
	Average wages & benefits per freight rail employee	\$104,000
<b>Railroad Retirement</b>	Number of railroad retirement beneficiaries	13,610
	Railroad retirement benefits paid	\$228.3 million
<b>Economic Impact</b>	Nationwide, each freight rail job supports 4.5 jobs elsewhere in the economy. Each \$1 billion in new rail investment creates 20,000 jobs.	
<b>Fuel Efficiency</b>	In 2008, America's railroads moved a ton of freight an average of 457 miles on one gallon of fuel. That's like going from Kansas City, KS to Minneapolis, MN. On average, railroads are four times more fuel efficient than trucks. Moving freight by rail instead of truck reduces greenhouse gas emissions by 75 percent.	
<b>Cutting Highway Gridlock</b>	One train can carry the load of 280 or more trucks. In 2008, 341.9 million tons of freight originated, terminated, or passed through Kansas by rail. It would have taken approximately 19.0 million trucks to handle this freight.	

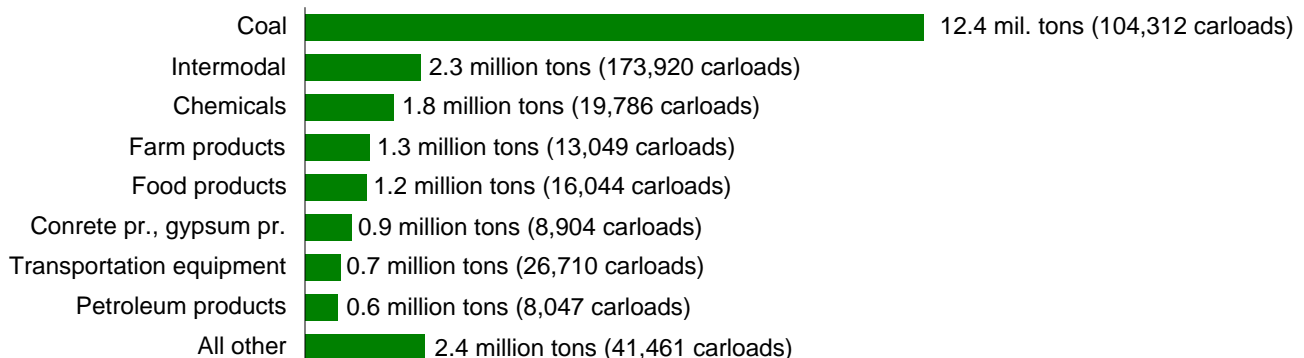
## Rail Traffic Originated

**Total Tons: 23.2 million Total Carloads: 405,335**



## Rail Traffic Terminated

**Total Tons: 23.7 million Total Carloads: 412,233**



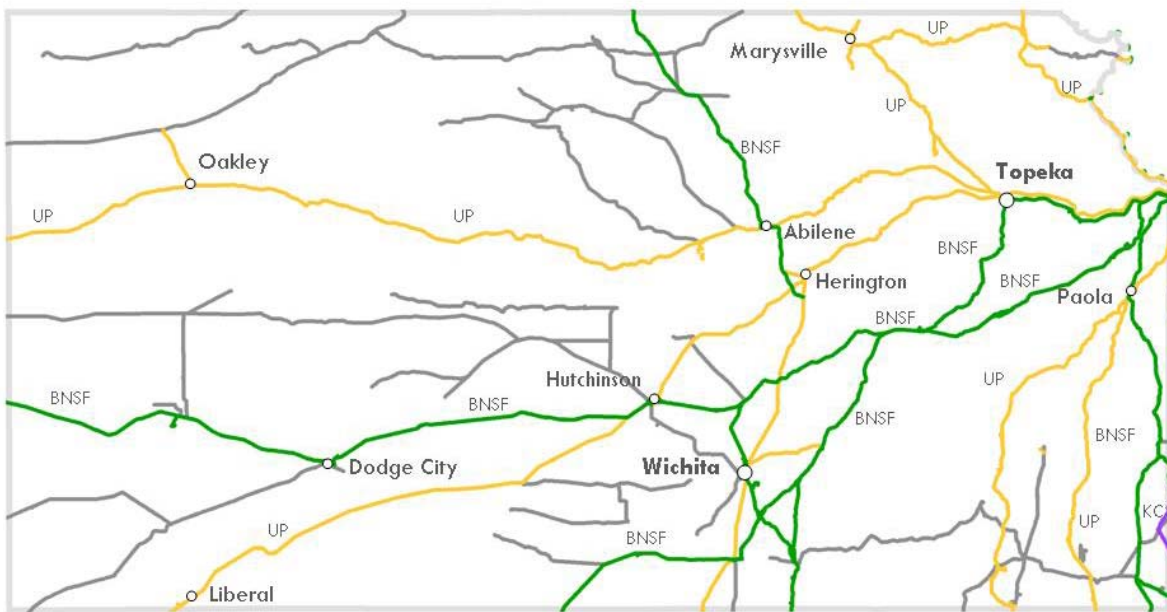
# Freight Railroads in KANSAS

# 2008

	Miles of Railroad Operated in Kansas
<b>Class I Railroads</b>	
BNSF Railway Company	1,708
Kansas City Southern Railway Co.	18
Norfolk Southern Corp.	2
Union Pacific Railroad Co.	2,206
	<hr/> 3,934
<b>Regional Railroads</b>	
Kansas & Oklahoma Railroad, Inc.	867
Kyle Railroad	465
Missouri & Northern Arkansas Railroad	4
Nebraska Kansas Colorado Railway, Inc.	169
South Kansas & Oklahoma Railroad	320
	<hr/> 1,825
<b>Local Railroads</b>	
Blackwell Northern Gateway Railroad Co.	17
Trona Railway Co.	5
V & S Railway, LLC	26
	<hr/> 48

Kansas Totals	Number of Freight Railroads	Miles Operated	
		Excluding Trackage Rights	Including Trackage Rights
Class I	4	2,815	3,934
Regional	5	1,743	1,825
Local	3	48	48
Switching & Terminal	2	243	243
<b>Total</b>	<b>14</b>	<b>4,849</b>	<b>6,050</b>

Miles of Railroad Operated in Kansas	
<b>Switching &amp; Terminal Railroads</b>	
Cimarron Valley Railroad	203
Garden City Western Railway	40
	<hr/> 243



<span style="color: green;">—</span> BNSF	<span style="color: purple;">—</span> KCS
<span style="color: red;">—</span> CN	<span style="color: black;">—</span> NS
<span style="color: orange;">—</span> CP	<span style="color: yellow;">—</span> UP
<span style="color: blue;">—</span> CSX	<span style="color: gray;">—</span> Short Line/Regional

Map shows rail line ownership based on 2008  
National Transportation Atlas Database published by  
the U.S. DOT's Bureau of Transportation Statistics.

**Class I Railroad** – A railroad with 2008 operating revenues of at least \$401.4 million. **Regional Railroad** – A non-Class I line-haul railroad operating 350 or more miles of road and/or with revenues of at least \$40 million. **Local Railroad** – A railroad which is neither a Class I nor a Regional Railroad and is engaged primarily in line-haul service. **Switching & Terminal Railroad** – A non-Class I railroad engaged primarily in switching and/or terminal services for other railroads. Railroads operating are as of December 31, 2008. Some mileage figures may be estimated.