

Freight Railroads in INDIANA

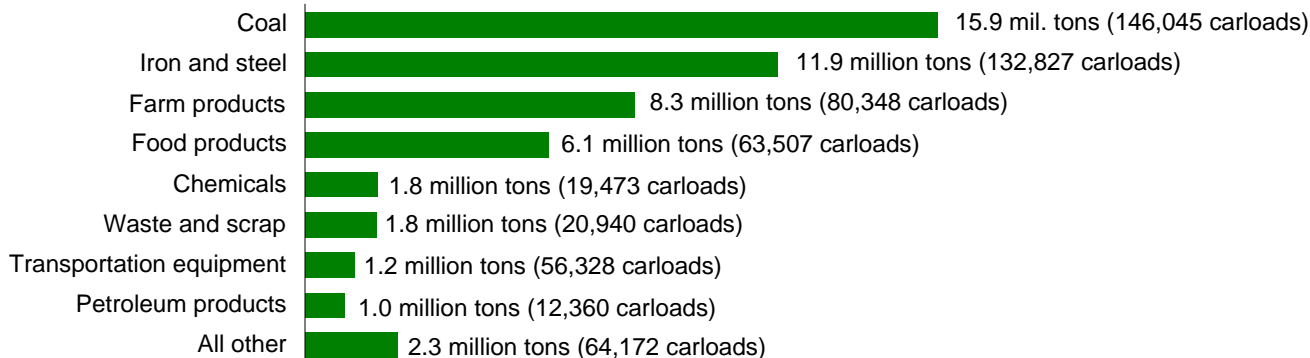
2008

RAIL FAST FACTS

Facilities	Number of freight railroads	41
	Freight railroad mileage	4,448
Employment and Earnings	Number of freight rail employees	6,120
	Average wages & benefits per freight rail employee	\$92,200
Railroad Retirement	Number of railroad retirement beneficiaries	15,576
	Railroad retirement benefits paid	\$261.3 million
Economic Impact	Nationwide, each freight rail job supports 4.5 jobs elsewhere in the economy. Each \$1 billion in new rail investment creates 20,000 jobs.	
Fuel Efficiency	In 2008, America's railroads moved a ton of freight an average of 457 miles on one gallon of fuel. That's like going from Indianapolis to Des Moines, IA. On average, railroads are four times more fuel efficient than trucks. Moving freight by rail instead of truck reduces greenhouse gas emissions by 75 percent.	
Cutting Highway Gridlock	One train can carry the load of 280 or more trucks. In 2008, 284.9 million tons of freight originated, terminated, or passed through Indiana by rail. It would have taken approximately 15.8 million trucks to handle this freight.	

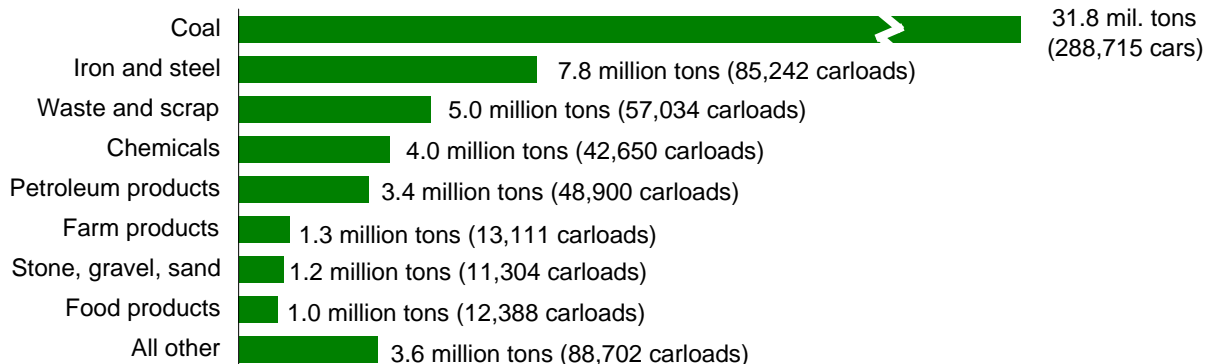
Rail Traffic Originated

Total Tons: 50.3 million Total Carloads: 596,000



Rail Traffic Terminated

Total Tons: 59.1 million Total Carloads: 648,046



Freight Railroads in INDIANA

2008

	Miles of Railroad Operated in Indiana
Class I Railroads	
CSX Transportation	1,723
Grand Trunk Corporation	81
Norfolk Southern Corp.	1,527
Soo Line Railroad Co.	197
Union Pacific Railroad Co.	4
	<u>3,532</u>

Regional Railroads	
Elgin, Joliet & Eastern Railway	24
Indiana & Ohio Railway, The	20
Indiana Rail Road, The	386
	<u>430</u>

Local Railroads	
Central Railroad of Indiana	119
Central Railroad of Indianapolis	33
Chesapeake and Indiana Railroad Co.	33
Chicago, Ft. Wayne & Eastern Railroad	168
Chicago, SouthShore, & South Bend RR	94
Dubois County Railroad	16
Elkhart & Western Railroad Co.	9
Evansville Western Railway	78
Fulton County, LLC	13
Hoosier Southern Railroad	25
Indiana Eastern Railroad	23
Indiana Northeastern Railroad Co.	45
Indiana Southern Railroad, Inc.	198
Kankakee, Beaverville & Southern Railroad	76
Louisville & Indiana Railroad Co.	116
Madison Railroad	26
Ohio Valley Railroad Company	3
Southern Indiana Railway	5
Squaw Creek Southern Railroad	21
Toledo, Peoria & Western Railway Corp.	86
	<u>1,187</u>

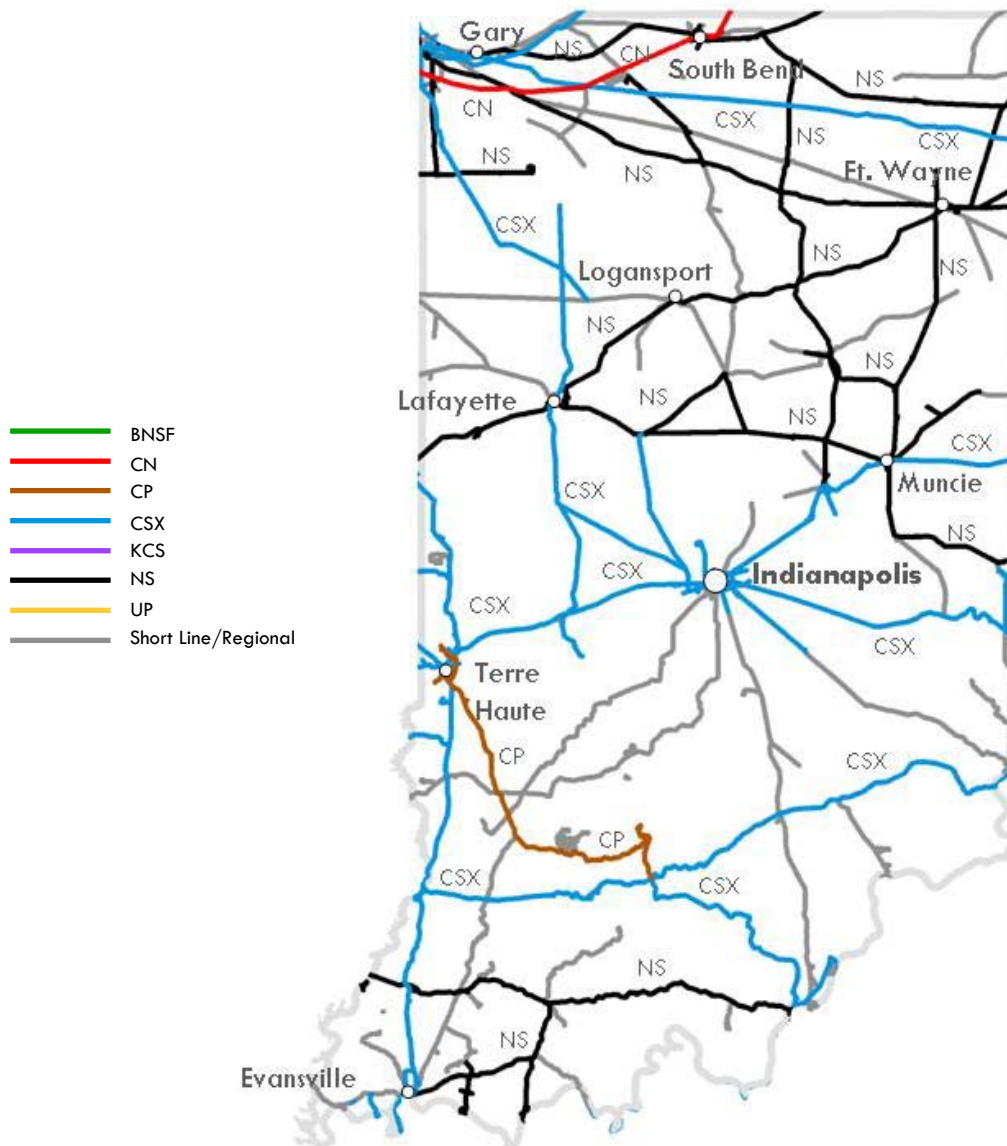
Indiana Totals	Number of Freight Railroads	Miles Operated	
		Excluding Trackage Rights	Including Trackage Rights
Class I	5	2,807	3,532
Regional	3	430	430
Local	20	1,035	1,187
Switching & Terminal	13	176	221
Total	41	4,448	5,370

	Miles of Railroad Operated in Indiana
Switching & Terminal Railroads	
C & NC Railroad Corp.	28
Central Indiana & Western Railroad	9
Indian Creek Railroad	5
Indiana Harbor Belt Railroad	41
Indiana Southwestern Railway Co.	23
ISG South Chicago & Indiana Harbor Rwy.	6
Kendallville Terminal Railway Co.	2
Louisville, New Albany & Corydon Railroad	10
Maumee & Western Railroad Corp.	2
MG Rail, Inc.	11
Vermillion Valley Railroad Co.	6
Wabash Central Railroad Corp.	26
Winamac Southern Railway Co.	52
	<u>221</u>

Class I Railroad – A railroad with 2008 operating revenues of at least \$401.4 million. **Regional Railroad** – A non-Class I line-haul railroad operating 350 or more miles of road and/or with revenues of at least \$40 million. **Local Railroad** – A railroad which is neither a Class I nor a Regional Railroad and is engaged primarily in line-haul service. **Switching & Terminal Railroad** – A non-Class I railroad engaged primarily in switching and/or terminal services for other railroads. Railroads operating are as of December 31, 2008. Some mileage figures may be estimated.

Freight Railroads in INDIANA

2008



Map shows rail line ownership based on 2008 National Transportation Atlas Database published by the U.S. DOT's Bureau of Transportation Statistics.

Class I Railroad – A railroad with 2008 operating revenues of at least \$401.4 million. **Regional Railroad** – A non-Class I line-haul railroad operating 350 or more miles of road and/or with revenues of at least \$40 million. **Local Railroad** – A railroad which is neither a Class I nor a Regional Railroad and is engaged primarily in line-haul service. **Switching & Terminal Railroad** – A non-Class I railroad engaged primarily in switching and/or terminal services for other railroads. Railroads operating are as of December 31, 2008. Some mileage figures may be estimated.