

# Railroad Service in Nebraska

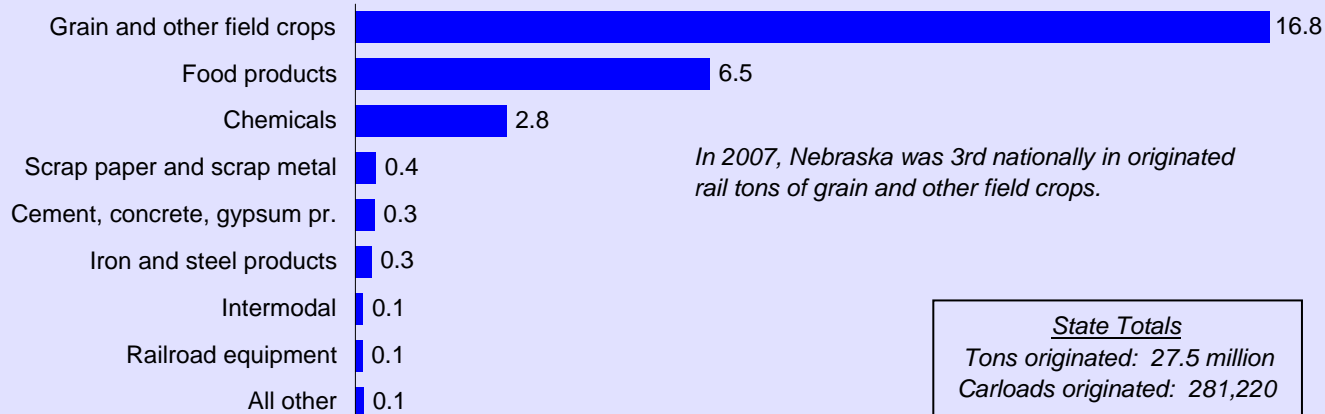
## 2007

### Freight Railroad Service and Employment

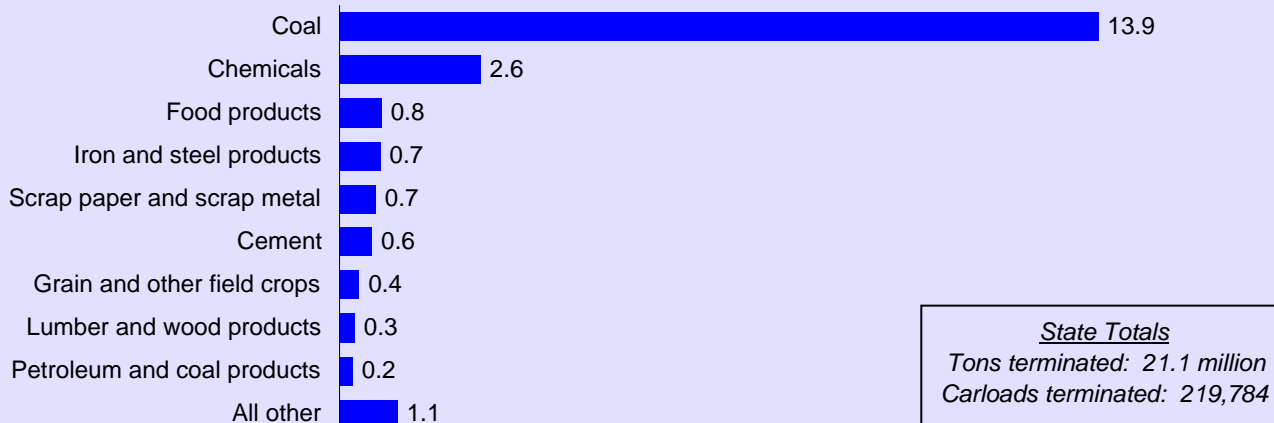
<b>Facilities</b>	Number of Freight Railroads	10
	Miles Operated (Excludes Trackage Rights)	3,223
<b>Traffic</b>	Total Carloads of Freight Carried	6,550,627
	Total Tons of Freight Carried	567,617,341
<b>Employment and Earnings</b>	Freight Rail Employees	11,849
	Freight Rail Employee Earnings	\$833,781,000
	Average Per Freight Rail Employee:	
	Wages	\$70,400
	Fringe Benefits	\$28,000
	Total Compensation	\$98,400
<b>Railroad Retirement</b>	Railroad Retirement Beneficiaries	11,278
	Railroad Retirement Benefits Paid	\$179,581,000

### Freight Railroad Traffic

#### Tons Originated in Nebraska in 2007 (millions)



#### Tons Terminated in Nebraska in 2007 (millions)

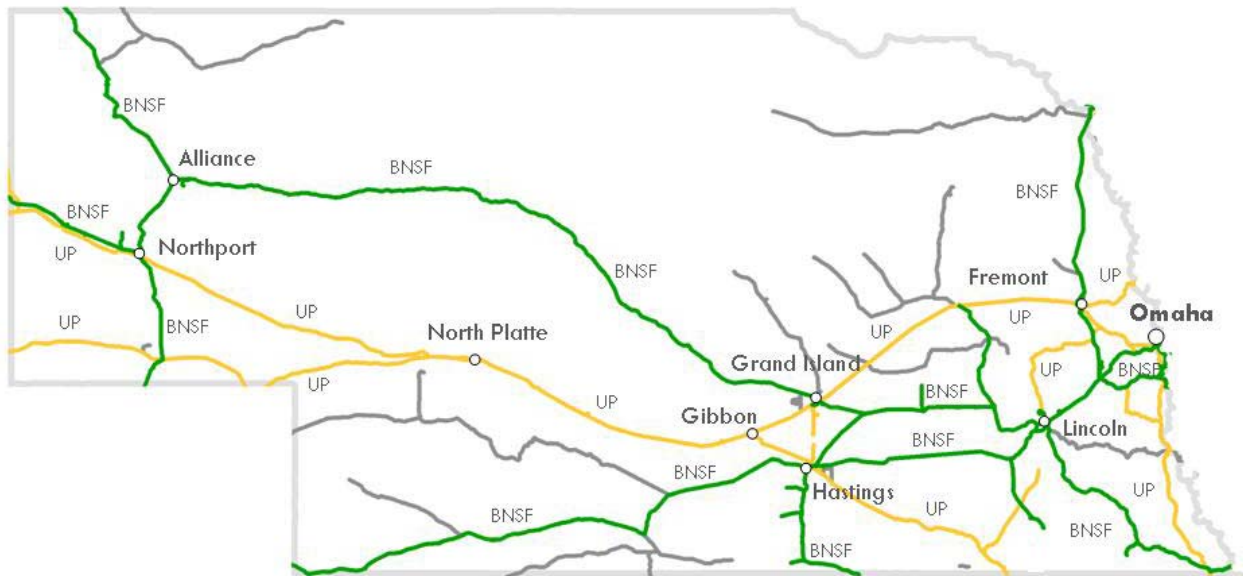


# Freight Railroads in Nebraska

## 2007

	Miles of Railroad Operated in Nebraska
<b>Class I Railroads</b>	
BNSF Railway Company	1,534
Union Pacific Railroad Co.	1,071
	<u>2,605</u>
<b>Regional Railroads</b>	
Dakota, Minnesota & Eastern Railroad	41
Nebraska Kansas Colorado Railway, Inc.	327
	<u>368</u>
<b>Local Railroads</b>	
NEBKOTA Railway, Inc.	34
Nebraska Central Railroad	296
Nebraska Northeastern Railway Co.	120
	<u>450</u>
<b>Switching &amp; Terminal Railroads</b>	
Brandon Railroad, LLC	2
Omaha, Lincoln & Beatrice Railway	2
Sidney & Lowe Railroad	11
	<u>15</u>

Nebraska Totals	Number of Freight Railroads	Miles Operated	
		Excluding Trackage Rights	Including Trackage Rights
Class I	2	2,420	2,605
Regional	2	368	368
Local	3	420	450
Switching & Terminal	3	15	15
<b>Total</b>	<b>10</b>	<b>3,223</b>	<b>3,438</b>



<span style="color: green;">—</span> BNSF	<span style="color: purple;">—</span> KCS
<span style="color: red;">—</span> CN	<span style="color: black;">—</span> NS
<span style="color: orange;">—</span> CP	<span style="color: yellow;">—</span> UP
<span style="color: blue;">—</span> CSX	<span style="color: gray;">—</span> Short Line/Regional

Map shows rail line ownership based on 2008 National Transportation Atlas Database published by the U.S. DOT's Bureau of Transportation Statistics.

**Class I Railroad** – A railroad with 2007 operating revenues of at least \$359.6 million. **Regional Railroad** – A non-Class I line-haul railroad operating 350 or more miles of road and/or with revenues of at least \$40 million. **Local Railroad** – A railroad which is neither a Class I nor a Regional Railroad and is engaged primarily in line-haul service. **Switching & Terminal Railroad** – A non-Class I railroad engaged primarily in switching and/or terminal services for other railroads. Railroads operating are as of December 31, 2007. Some mileage figures may be estimated.