

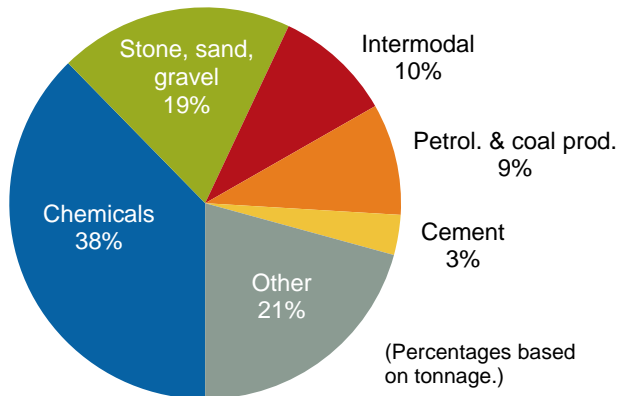
Rail Fast Facts For 2009

Operations	Number of freight railroads	45
	Freight railroad mileage	10,405
Employment and Earnings	Number of freight rail employees	15,691
	Average wages & benefits per freight rail employee	\$101,080
Railroad Retirement	Number of railroad retirement beneficiaries	33,173
	Railroad retirement benefits paid	\$592 million
Economic Impact	Nationwide, each freight rail job supports 4.5 jobs elsewhere in the economy. Each \$1 billion in new rail investment supports more than 17,000 jobs.	
Fuel Efficiency	In 2010, America's railroads moved a ton of freight an average of 484 miles on one gallon of fuel. That's like going from Dallas to New Orleans. On average, railroads are four times more fuel efficient than trucks. Moving freight by rail instead of truck reduces greenhouse gas emissions by 75 percent.	
Cutting Highway Gridlock	One train can carry as much freight as several hundred trucks. It would have taken approximately 18.7 million additional trucks to handle the 336.1 million tons of freight that originated, terminated, or passed through Texas by rail in 2009.	

Rail Traffic Originated in 2009

Total Tons: 82.4 million

Total Carloads: 1,637,400



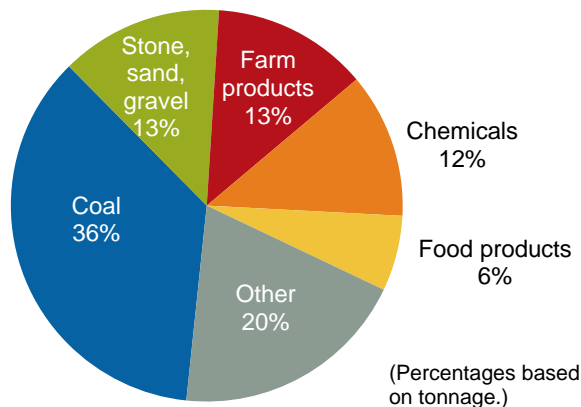
Commodity	Tons	Carloads
Chemicals	31,056,000	355,100
Stone, sand, gravel	15,937,000	154,400
Intermodal	8,025,000	471,300
Petrol. & coal prod.	7,591,000	86,800
Cement	2,732,000	25,200
Other	17,087,000	544,700

Texas was 4th nationally in 2009 in total rail tons originated and 1st in originated rail tons of chemicals and crushed stone, sand, and gravel. More than half of "chemicals" is plastics; the rest is mainly a wide variety of industrial chemicals.

Rail Traffic Terminated in 2009

Total Tons: 186.6 million

Total Carloads: 2,639,300



Commodity	Tons	Carloads
Coal	67,032,000	561,300
Stone, sand, gravel	25,027,000	239,400
Farm products	23,976,000	230,700
Chemicals	22,328,000	256,800
Food products	11,625,000	151,500
Other	36,587,000	1,199,500

In 2009, Texas led the country by a wide margin in total rail tons terminated. It was 2nd in tons of coal terminated, 2nd in farm products terminated, 1st in chemical tons terminated, and 1st in tons terminated of crushed stone, sand, and gravel.

	Miles Operated In Texas in 2009
Class I Railroads	
BNSF Railway Company	4,951
Kansas City Southern Railway Co.	819
Union Pacific Railroad Co.	<u>6,336</u>
	12,106

Regional Railroads
(none)

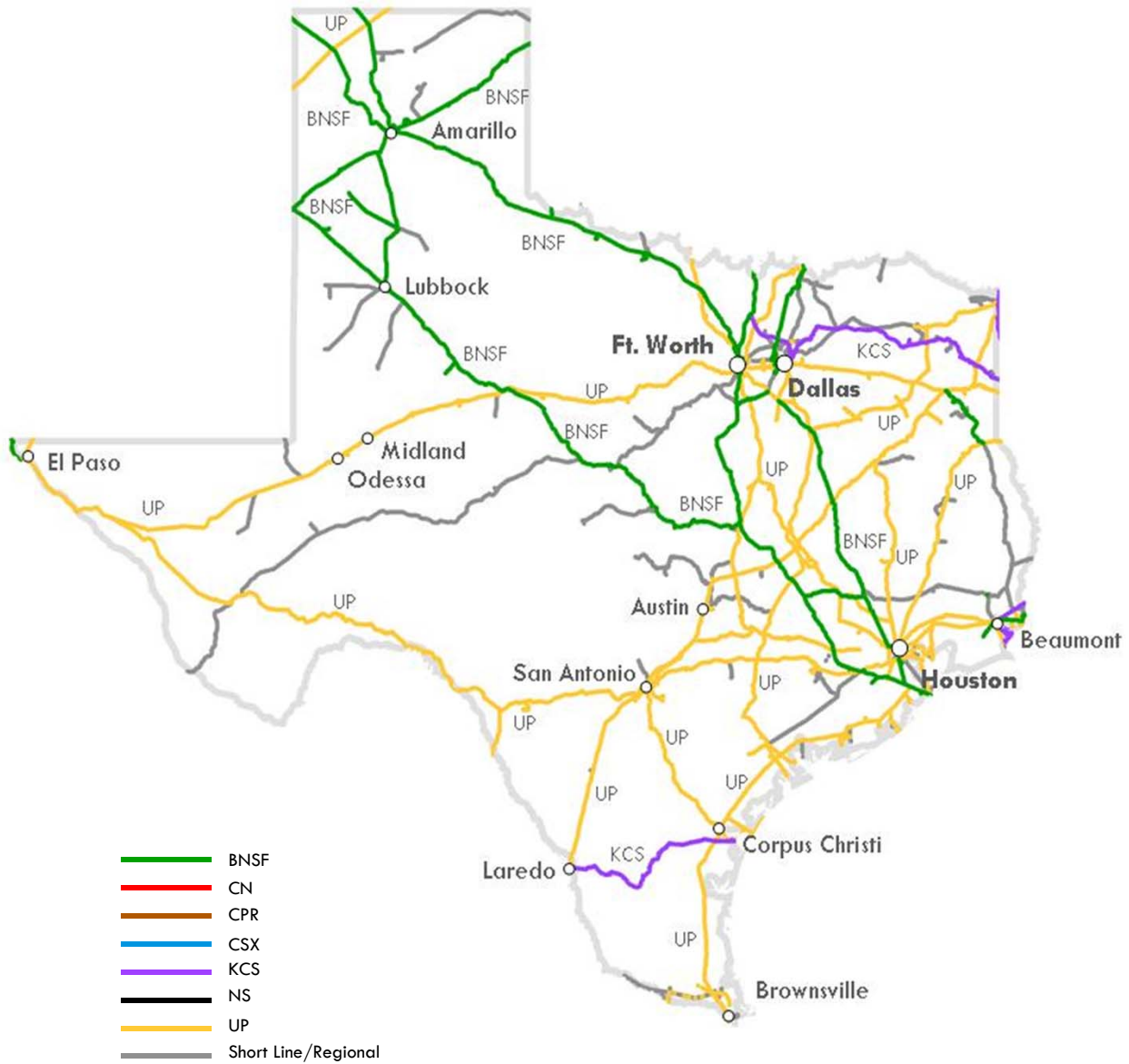
Local Railroads

Angelina & Neches River Railroad	15
Blacklands Railroad, The	74
Border Pacific Railroad	32
Georgetown Railroad	30
Grainbelt Corp.	12
Gulf, Colorado & San Saba Railway	69
Kiamichi Railroad Company	13
Panhandle Northern Railroad	31
Pecos Valley Southern Railway	18
Point Comfort & Northern Railway	16
Rockdale, Sandow & Southern Railroad	10
Sabine River & Northern Railroad	53
Texas & Northern Railway Co.	1
Texas North Western Railway	21
Texas Northeastern Railroad	104
Texas Pacifico Transportation Ltd.	393
Texas Rock Crusher Railway Co.	6
Texas-New Mexico Railroad	34
Timber Rock Railroad, Inc.	148
West Texas & Lubbock Railway	150
Western Rail Road Co.	<u>2</u>
	1,232

Texas 2009 Totals	Number of Freight Railroads	Miles Operated	
		Excluding Trackage Rights	Including Trackage Rights
Class I	3	8,375	12,106
Regional	0	0	0
Local	21	1,179	1,232
Switching & Terminal	21	851	1,023
Total	45	10,405	14,361

	Miles Operated In Texas in 2009
Switching & Terminal Railroads	
Alamo Gulf Coast Railroad Co.	7
Alliance Terminal Railroad, LLC	7
Austin Western Railroad	165
Brownsville & Rio Grande Intl. Railroad	45
CMC Railroad, Inc.	5
Corpus Christi Terminal Railroad, Inc.	30
Dallas, Garland & Northeastern Railroad	214
Fort Worth & Western Railroad Co.	273
Galveston Railroad, LP	38
Hondo Railway	5
Moscow, Camden & San Augustine Railroad	7
Port Terminal Railroad Association	37
Rio Valley Switching Co.	74
South Plains Lamesa Railroad, Ltd.	15
South Plains Switching, Ltd. Co.	21
Southern Switching Co.	8
Temple & Central Texas Railway, Inc.	2
Texas Central Business Lines Corp.	16
Texas South-Eastern Railroad	12
Texas, Gonzales & Northern Railway Co.	24
Wichita, Tillman & Jackson Railway Co.	<u>18</u>
	1,023

Class I Railroad: A railroad with 2009 operating revenues of at least \$378.8 million. **Regional Railroad:** A non-Class I line-haul railroad that has annual revenues of at least \$40 million, or that operates at least 350 miles of road and has annual revenues of at least \$20 million. **Local Railroad:** A railroad which is neither a Class I nor a Regional Railroad and is engaged primarily in line-haul service. **Switching & Terminal Railroad:** A non-Class I railroad engaged primarily in switching and/or terminal services for other railroads. Railroads operating are as of December 31, 2009. Some mileage figures may be estimated.



Map shows rail line ownership based on 2008 National Transportation Atlas Database published by the U.S. DOT's Bureau of Transportation Statistics.